

THE ECONOMIC DASHBOARD

FEBRUARY 1 – FEBRUARY 28, 2023 | BUSINESS INSIGHTS

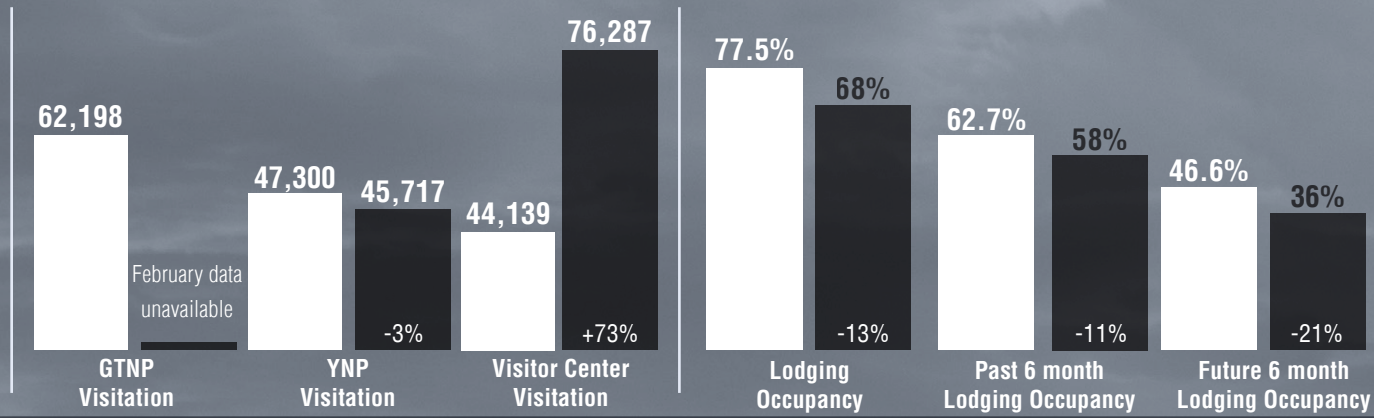
WELCOME NEW CHAMBER MEMBERS:

Shannon A. Brennan & Associates, LLC

VISITOR DATA

FEBRUARY

■ 2022 ■ 2023



JOIN US FOR APRIL'S BUSINESS OVER BREAKFAST:

April 6, 2023 • 8:00-9:15AM

VIA ZOOM

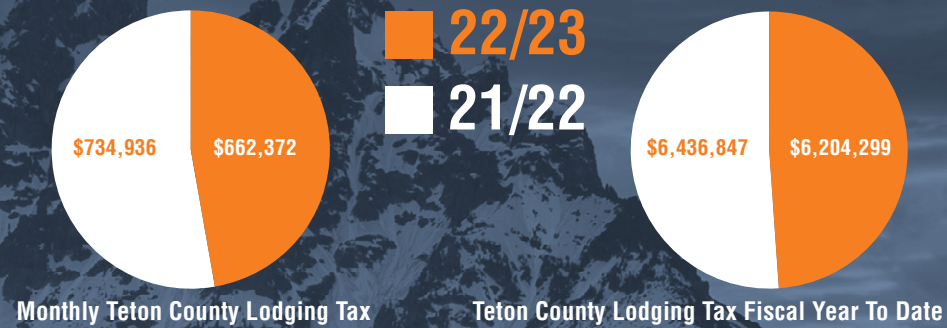
Economist Jackie Benson, presented by Wells Fargo

Economist Jackie Benson presents the current state of the economy and how it relates to small businesses.



DECEMBER LODGING TAX COLLECTION

Two month lag time in reporting, fiscal year begins in July



FEBRUARY LICENSES AND PERMITS

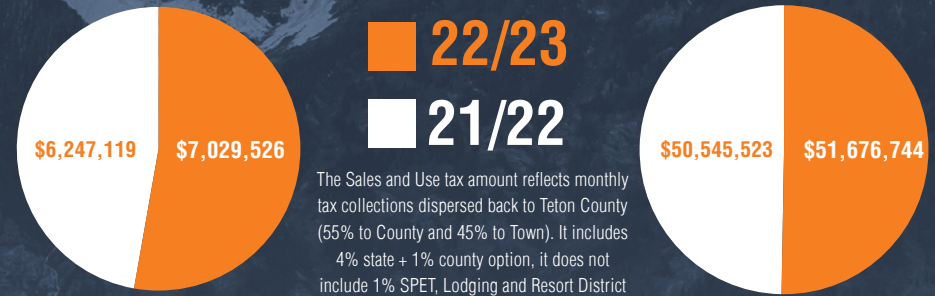


Business Licenses Issued

Construction (issued permits)

*Permits include both commercial and residential

JANUARY SALES & USE TAX

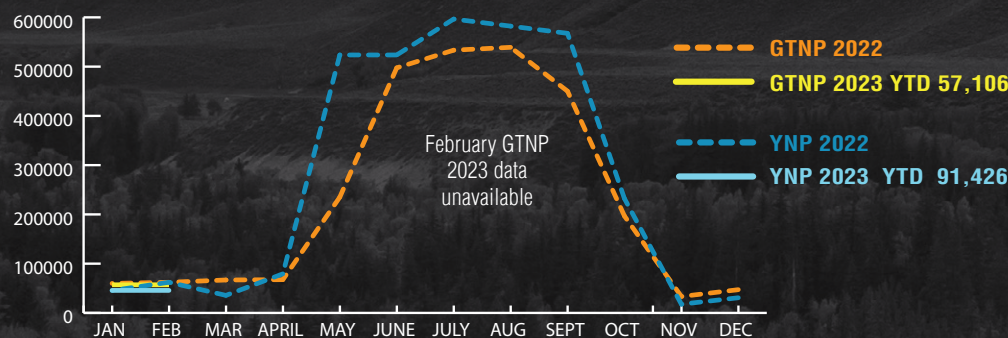


Monthly Sales and Use Tax Distribution From WY.

*Year to Date Sales and Use Tax Distribution From WY.

The Sales and Use tax amount reflects monthly tax collections dispersed back to Teton County (55% to County and 45% to Town). It includes 4% state + 1% county option, it does not include 1% SPET, Lodging and Resort District Tax collections. The State of Wyoming retains about 69% of the 4% state tax collections as per statute. * Two months lag time in reporting; Fiscal year begins in July.

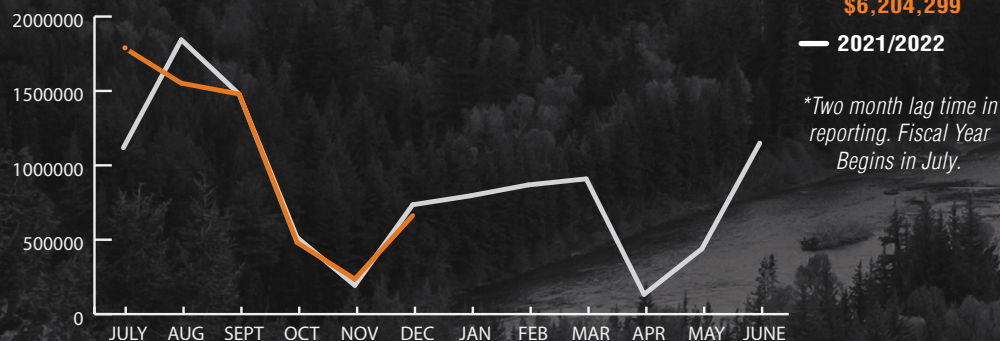
VISITATION NUMBERS



February GTNP 2023 data unavailable

YEAR OVER YEAR DATA

LODGING TAX




2022/2023 YTD \$6,204,299

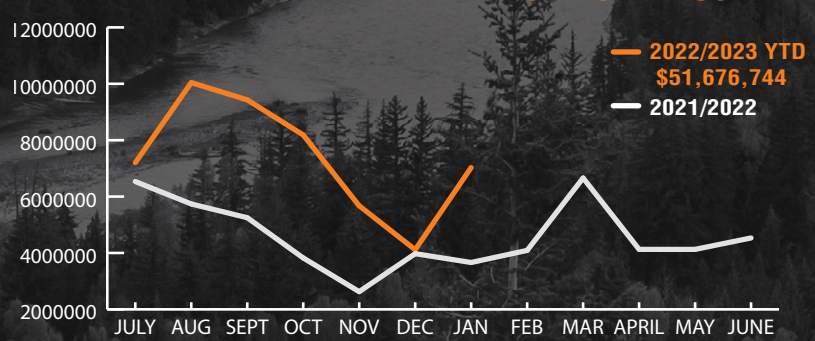
2021/2022

*Two month lag time in reporting. Fiscal Year Begins in July.

JH AIRPORT STATS (ENPLANEMENTS)



SALES AND USE TAX



2022/2023 YTD \$51,676,744

2021/2022

For more information, send inquiries to kent@jacksonholechamber.com

Data collected from the Jackson Hole Chamber of Commerce • www.jacksonholechamber.com

Sources: Wyoming Dept. of Revenue, Teton County Building Dept MLS and JHRE Associates internal database, Town of Jackson, Jackson Hole Chamber, Jackson Hole Airport, National Park Service