

THE ECONOMIC DASHBOARD

JANUARY 1 - JANUARY 31, 2022 | BUSINESS INSIGHTS

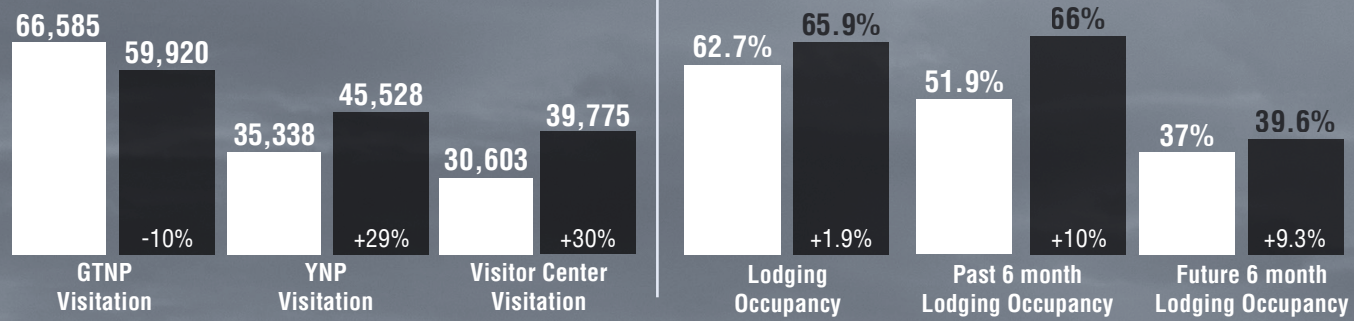
WELCOME NEW CHAMBER MEMBERS:

Jackson Hole Therapy • Pristine Exteriors • Swiss Peak

VISITOR DATA

JANUARY

■ 2021 ■ 2022



JOIN US FOR MARCH'S BUSINESS OVER BREAKFAST

THURSDAY, MARCH 3 AT 8:00 AM.

The Jackson Hole Travel & Tourism Board (JHTTB), The Jackson Hole Chamber of Commerce, and community partners are working toward a comprehensive Sustainability Destination Management Plan. This intensive plan will define Jackson as a visitor destination. How will Jackson welcome visitors now and 100 years from now? How will the JHTTB manage AND market Jackson as a destination? How can businesses be a part of this process that will shape Jackson's largest economy? REGISTER HERE!



NOVEMBER LODGING TAX COLLECTION

Two month lag time in reporting, fiscal year begins in July



JANUARY LICENSES AND PERMITS



Business Licenses Issued

Construction (issued permits)

*Permits include both commercial and residential

NOVEMBER SALES & USE TAX

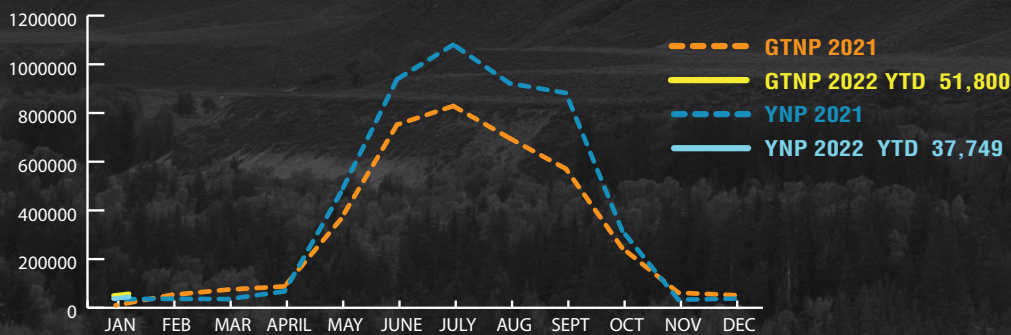


Monthly Sales and Use Tax Distribution From WY.

*Year to Date Sales and Use Tax Distribution From WY.

The Sales and Use tax amount reflects monthly tax collections dispersed back to Teton County (55% to County and 45% to Town). It includes 4% state + 1% county option, it does not include 1% SPET, Lodging and Resort District Tax collections. The State of Wyoming retains about 69% of the 4% state tax collections as per statute. * Two months lag time in reporting: Fiscal year begins in July.

VISITATION NUMBERS




YEAR OVER YEAR DATA

LODGING TAX



*Two month lag time in reporting. Fiscal Year Begins in July.

JH AIRPORT STATS (ENPLANEMENTS)



SALES AND USE TAX

