

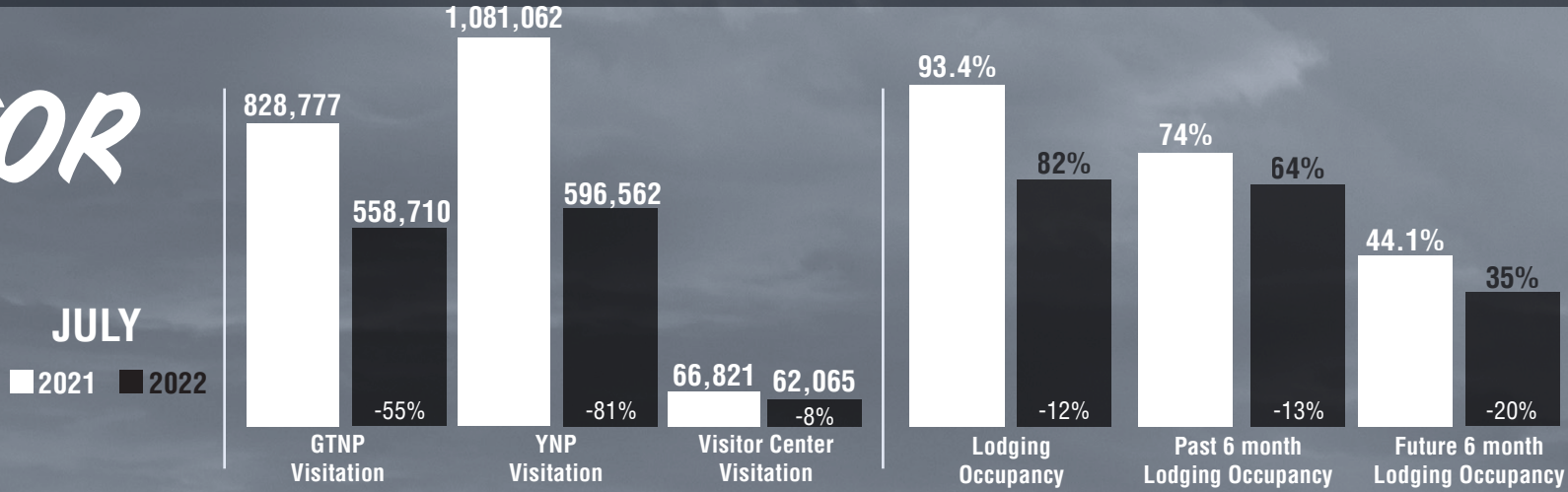
THE ECONOMIC DASHBOARD

AUGUST 1 - AUGUST 31, 2022 | BUSINESS INSIGHTS

WELCOME NEW CHAMBER MEMBERS:

The Jackson SouthTown Motel • Laughing Earth Greenhouse, LLC • Edward Jones - Nick Koinis • Gateway Church
Million Dollar Cowboy Bar Steakhouse • Phil's Tours

VISITOR DATA



JOIN US FOR SEPTEMBER'S BUSINESS OVER BREAKFAST:

September 1, 2022 • 8:00-9:00AM.

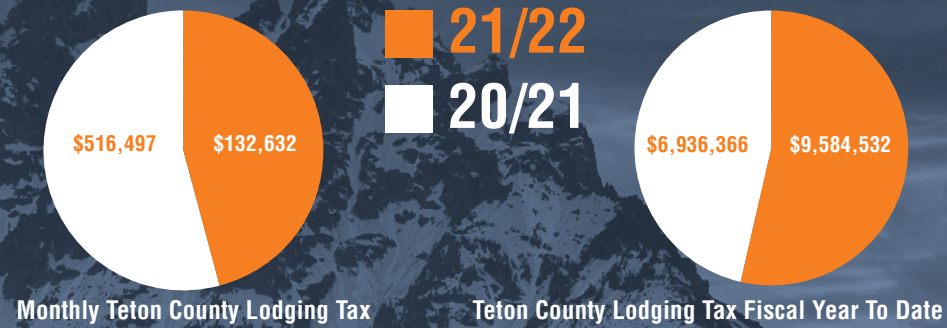
VIA ZOOM

Election Integrity & Security in Wyoming
Secretary of State, Ed Buchanan, will address the most common topics that arose in the 2016 and 2020 elections and will discuss how we continue working to improve our elections here in Wyoming.



MAY LODGING TAX COLLECTION

Two month lag time in reporting, fiscal year begins in July



JULY LICENSES AND PERMITS

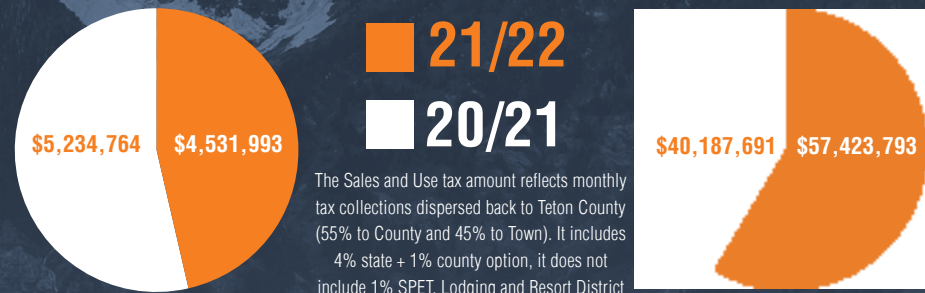


Business Licenses Issued

Construction (issued permits)

*Permits include both commercial and residential

JUNE SALES & USE TAX

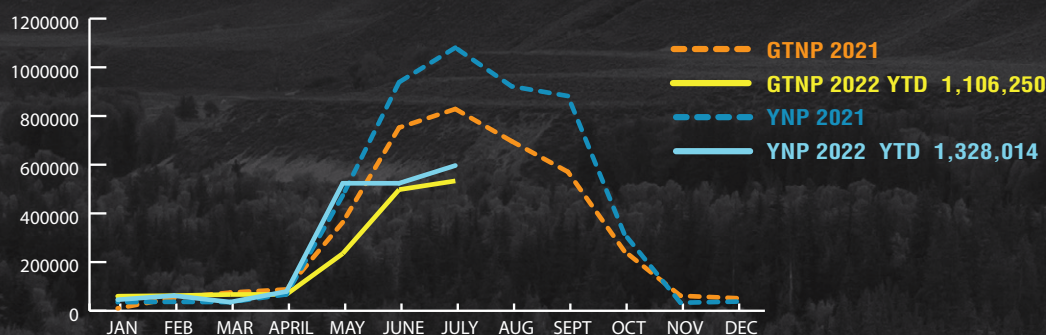


Monthly Sales and Use Tax Distribution From WY.

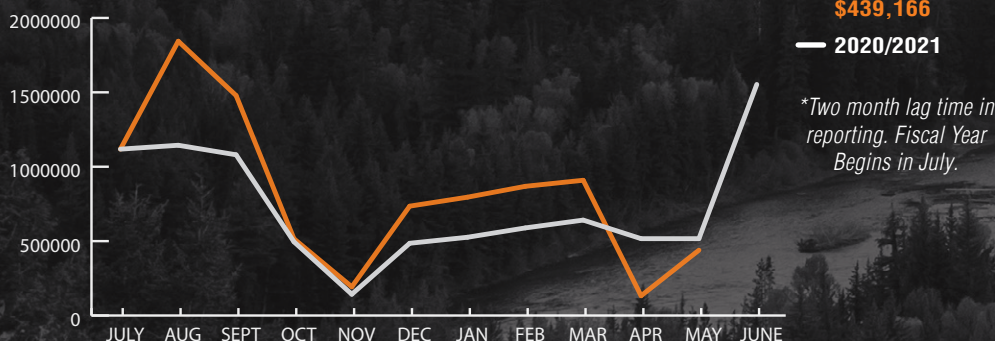
*Year to Date Sales and Use Tax Distribution From WY.

The Sales and Use tax amount reflects monthly tax collections dispersed back to Teton County (55% to County and 45% to Town). It includes 4% state + 1% county option, it does not include 1% SPET, Lodging and Resort District Tax collections. The State of Wyoming retains about 69% of the 4% state tax collections as per statute. * Two months lag time in reporting; Fiscal year begins in July.

VISITATION NUMBERS

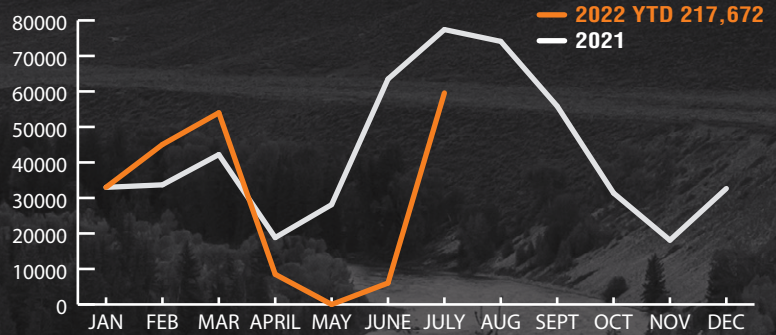


LODGING TAX



YEAR OVER YEAR DATA

JH AIRPORT STATS (ENPLANEMENTS)



SALES AND USE TAX

