

THE ECONOMIC DASHBOARD

MARCH 1 - MARCH 31 2022 | BUSINESS INSIGHTS

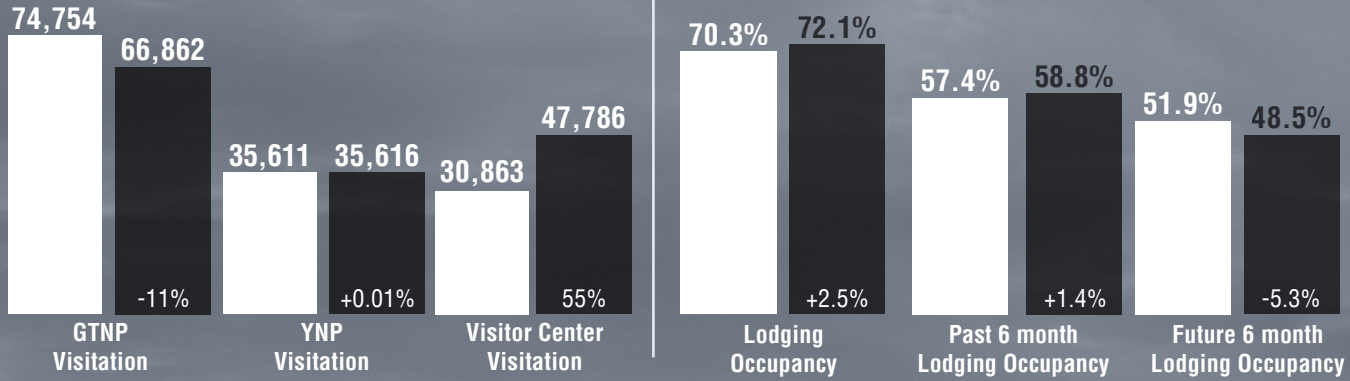
WELCOME NEW CHAMBER MEMBERS:

Backcountry Safaris • Bank of the West • Chateaux Roche Jaune • Fjelltur
Jackson Hole Grand Expeditions • LOBA Events • Sublette County Chamber of Commerce

VISITOR DATA

MARCH

■ 2021 ■ 2022



JOIN US FOR MAY'S BUSINESS OVER BREAKFAST:

THURSDAY, May 5 • 8:00-9:00AM.
VIA ZOOM



May is Mental Health Awareness Month; we will deliver a digestible, relevant and actionable training from local counselor Elizabeth Cheroutes from Jackson Hole Therapy. REGISTER VIA THE QR

JANUARY LODGING TAX COLLECTION

Two month lag time in reporting, fiscal year begins in July



MARCH LICENSES AND PERMITS

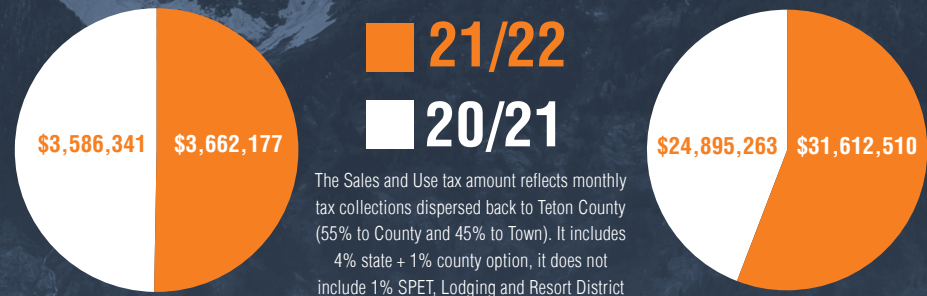


Business Licenses Issued

Construction (issued permits)

*Permits include both commercial and residential

JANUARY SALES & USE TAX

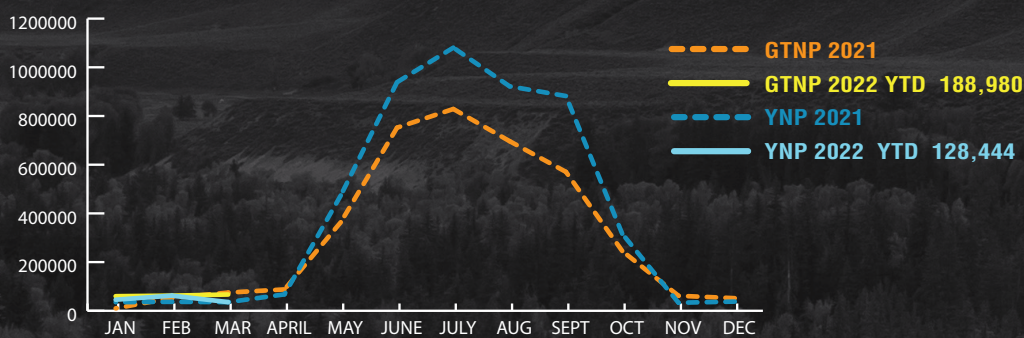


Monthly Sales and Use Tax Distribution From WY.

*Year to Date Sales and Use Tax Distribution From WY.

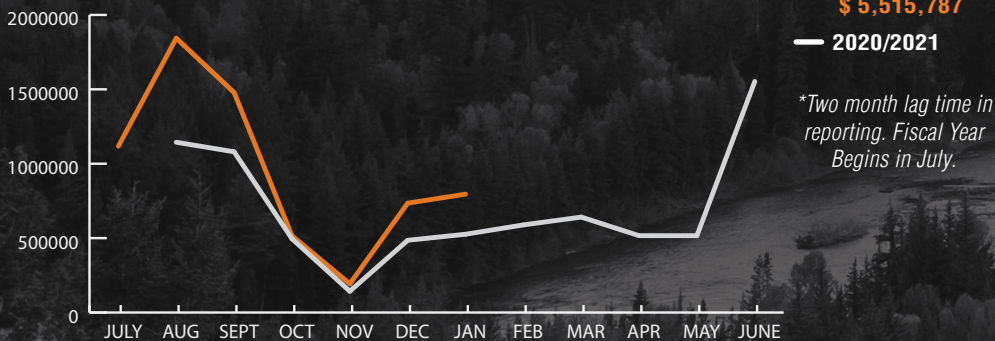
The Sales and Use tax amount reflects monthly tax collections dispersed back to Teton County (55% to County and 45% to Town). It includes 4% state + 1% county option, it does not include 1% SPET, Lodging and Resort District Tax collections. The State of Wyoming retains about 69% of the 4% state tax collections as per statute. * Two months lag time in reporting; Fiscal year begins in July.

VISITATION NUMBERS



YEAR OVER YEAR DATA

LODGING TAX



*Two month lag time in reporting. Fiscal Year Begins in July.

JH AIRPORT STATS (ENPLANEMENTS)



SALES AND USE TAX

