

# THE ECONOMIC DASHBOARD

SEPTEMBER 1 - SEPTEMBER 30, 2022 | BUSINESS INSIGHTS

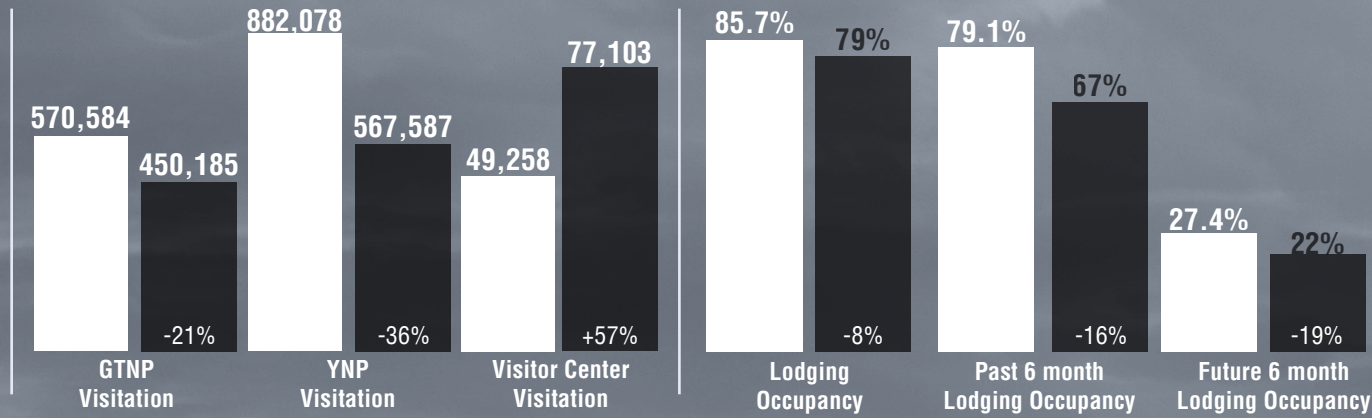
**WELCOME NEW CHAMBER MEMBERS:**

Teton E-Bike Adventures • Weber Water & Well

## VISITOR DATA

SEPTEMBER

■ 2021 ■ 2022



**NO NOVEMBER BUSINESS OVER BREAKFAST**  
**PLEASE REMEMBER TO VOTE**

- Teton County Library
- Teton County Recreation Center
- Old Wilson Schoolhouse
- Weed & Pest
- Alta Library

## JULY LODGING TAX COLLECTION

Two month lag time in reporting, fiscal year begins in July



## SEPTEMBER LICENSES AND PERMITS

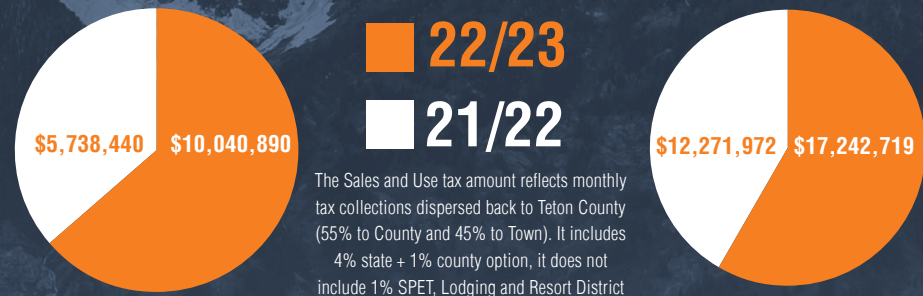


Business Licenses Issued

Construction (issued permits)

\*Permits include both commercial and residential

## AUGUST SALES & USE TAX

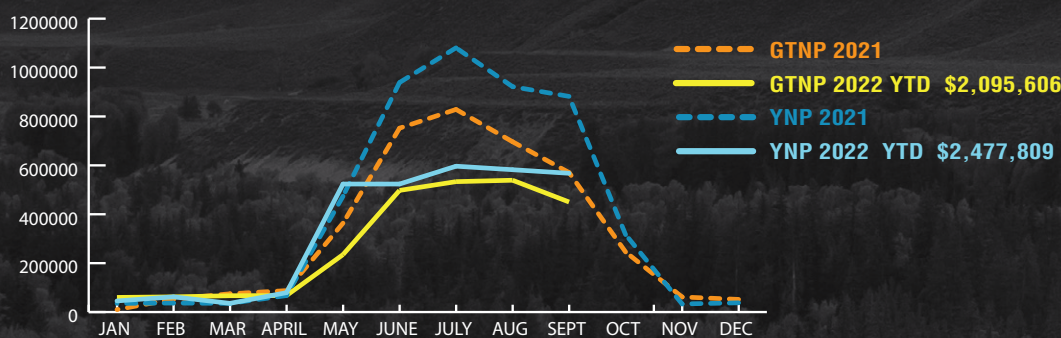


Monthly Sales and Use Tax Distribution From WY.

\*Year to Date Sales and Use Tax Distribution From WY.

The Sales and Use tax amount reflects monthly tax collections dispersed back to Teton County (55% to County and 45% to Town). It includes 4% state + 1% county option, it does not include 1% SPET, Lodging and Resort District Tax collections. The State of Wyoming retains about 69% of the 4% state tax collections as per statute. \* Two months lag time in reporting; Fiscal year begins in July.

## VISITATION NUMBERS



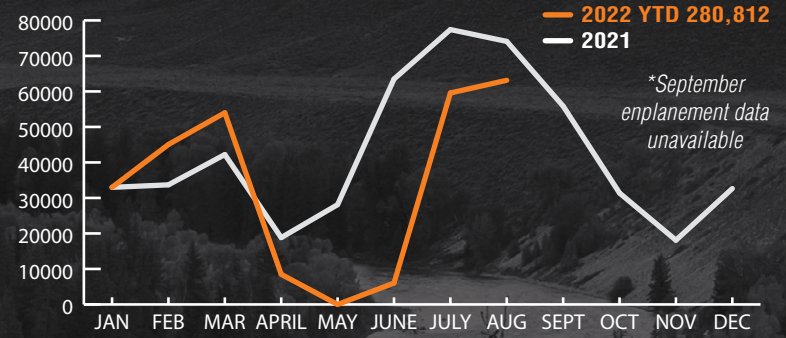
## YEAR OVER YEAR DATA

### LODGING TAX



\*Two month lag time in reporting. Fiscal Year Begins in July.

## JH AIRPORT STATS (ENPLANEMENTS)



\*September enplanement data unavailable

### SALES AND USE TAX



Sources: Wyoming Dept. of Revenue, Teton County Building Dept MLS and JHRE Associates internal database, Town of Jackson, Jackson Hole Chamber, Jackson Hole Airport, National Park Service

For more information, send inquiries to [kent@jacksonholechamber.com](mailto:kent@jacksonholechamber.com)

Data collected from the Jackson Hole Chamber of Commerce • [www.jacksonholechamber.com](http://www.jacksonholechamber.com)