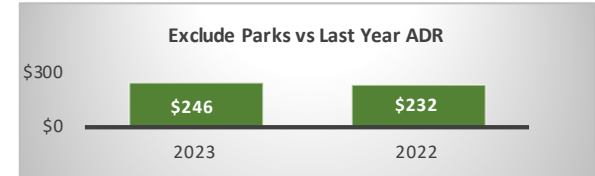
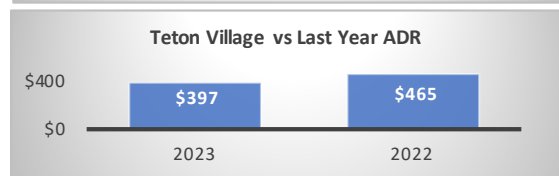
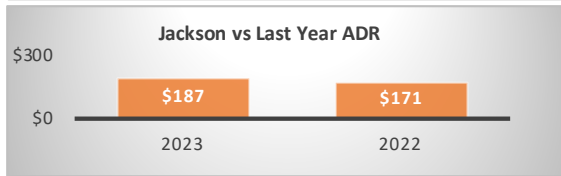
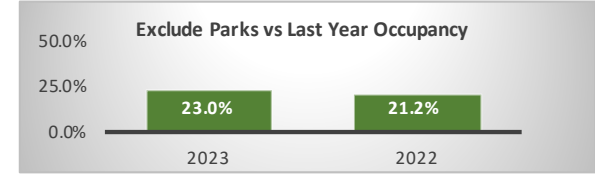
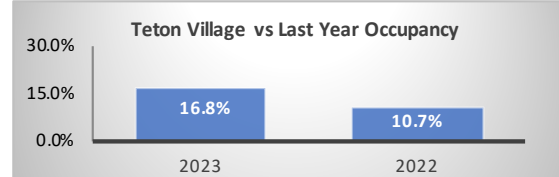
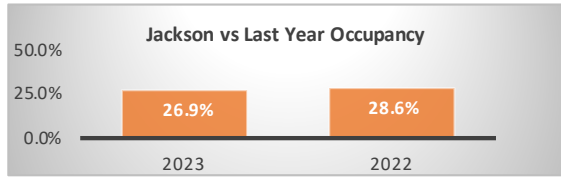


Period: Bookings as of 11/30/2023



Jackson - Segment			
November Performance	2023	2022	Year over Year % Diff
Paid Occupancy	26.9%	28.6%	-6.1%
ADR	\$187	\$171	9.3%
RevPar	\$50	\$49	2.6%
Paid & Unpaid (DOR) Occupancy	21.0%	19.8%	6.1%
Booking Pace	6.5%	8.1%	-19.3%

Teton Village - Segment			
November Performance	2023	2022	Year over Year % Diff
Paid Occupancy	16.8%	10.7%	56.9%
ADR	\$397	\$465	-14.7%
RevPar	\$67	\$50	33.8%
Paid & Unpaid (DOR) Occupancy	19.7%	9.6%	106.6%
Booking Pace	4.3%	5.5%	-22.0%

Jackson + Teton Village Combined - Segment, (Excluding Parks)			
November Performance	2023	2022	Year over Year % Diff
Paid Occupancy	23.0%	21.2%	8.1%
ADR	\$246	\$232	6.1%
RevPar	\$57	\$49	14.7%
Paid & Unpaid (DOR) Occupancy	25.2%	22.0%	14.6%
Booking Pace	5.7%	7.1%	-19.9%

Next Month Performance (December)			
	2023	2022	Year over Year % Diff
Paid Occupancy	41.1%	41.0%	0.2%

Next Month Performance (December)			
	2023	2022	Year over Year % Diff
Paid Occupancy	34.2%	39.0%	-12.5%

Next Month Performance (December)			
	2023	2022	Year over Year % Diff
Paid Occupancy	7.8%	11.2%	-30.6%

Prior 6 Months to Date (Jun '23 - Nov '23)			
	2023	2022	Year over Year % Diff
Paid Occupancy	73.6%	71.2%	3.4%
ADR	\$437	\$427	2.2%
RevPar	\$321	\$304	5.6%

Prior 6 Months to Date (Jun '23 - Nov '23)			
	2023	2022	Year over Year % Diff
Paid Occupancy	48.4%	41.3%	17.0%
ADR	\$720	\$824	-12.7%
RevPar	\$348	\$341	2.1%

Prior 6 Months to Date (Jun '23 - Nov '23)			
	2023	2022	Year over Year % Diff
Paid Occupancy	64.5%	60.3%	7.0%
ADR	\$512	\$527	-2.7%
RevPar	\$331	\$317	4.2%

Next 6 Months Performance (Dec '23 - May '24)			
	2023/24	2022/23	Year over Year % Diff
Paid Occupancy	28.6%	28.5%	0.4%

Next 6 Months Performance (Dec '23 - May '24)			
	2023/24	2022/23	Year over Year % Diff
Paid Occupancy	29.2%	30.1%	-3.1%

Next 6 Months Performance (Dec '23 - May '24)			
	2023/24	2022/23	Year over Year % Diff
Paid Occupancy	28.8%	29.1%	-1.0%