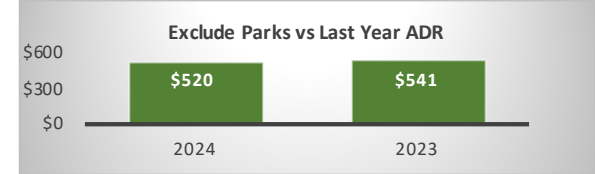
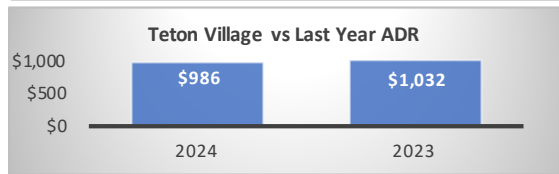
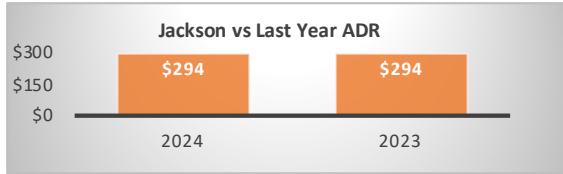
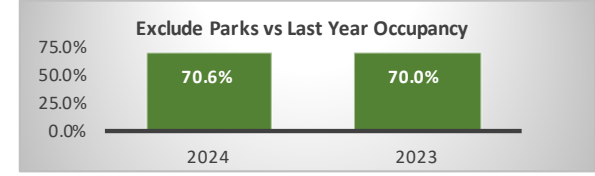
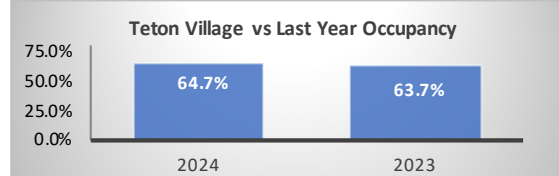
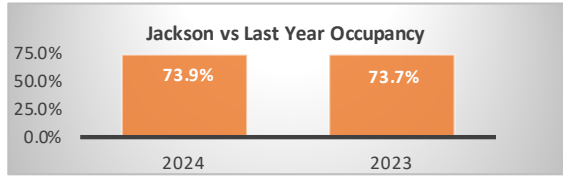


Period: Bookings as of 02/29/2024



| Jackson - Segment             |       |       |                       |
|-------------------------------|-------|-------|-----------------------|
| February Performance          | 2024  | 2023  | Year over Year % Diff |
| Paid Occupancy                | 73.9% | 73.7% | 0.3%                  |
| ADR                           | \$294 | \$294 | 0.0%                  |
| RevPar                        | \$217 | \$217 | 0.3%                  |
| Paid & Unpaid (DOR) Occupancy | 74.5% | 71.2% | 4.6%                  |
| Booking Pace                  | 9.2%  | 7.4%  | 24.7%                 |

| Teton Village - Segment       |       |         |                       |
|-------------------------------|-------|---------|-----------------------|
| February Performance          | 2024  | 2023    | Year over Year % Diff |
| Paid Occupancy                | 64.7% | 63.7%   | 1.6%                  |
| ADR                           | \$986 | \$1,032 | -4.5%                 |
| RevPar                        | \$638 | \$657   | -3.0%                 |
| Paid & Unpaid (DOR) Occupancy | 68.5% | 71.0%   | -3.6%                 |
| Booking Pace                  | 5.2%  | 3.0%    | 75.9%                 |

| Jackson + Teton Village Combined - Segment, (Excluding Parks) |       |       |                       |
|---|-------|-------|-----------------------|
| February Performance  | 2024  | 2023  | Year over Year % Diff |
| Paid Occupancy  | 70.6% | 70.0% | 0.9%                  |
| ADR   | \$520 | \$541 | -3.9%                 |
| RevPar  | \$367 | \$379 | -3.0%                 |
| Paid & Unpaid (DOR) Occupancy                                 | 72.2% | 71.1% | 1.5%                  |
| Booking Pace  | 7.8%  | 5.7%  | 36.1%                 |

| Next Month Performance (March) |       |       |                       |
|--------------------------------|-------|-------|-----------------------|
|                                | 2024  | 2023  | Year over Year % Diff |
| Paid Occupancy                 | 52.3% | 58.8% | -11.0%                |

| Next Month Performance (March) |       |       |                       |
|--------------------------------|-------|-------|-----------------------|
|                                | 2024  | 2023  | Year over Year % Diff |
| Paid Occupancy                 | 59.2% | 54.7% | 8.2%                  |

| Next Month Performance (March) |      |       |                       |
|--------------------------------|------|-------|-----------------------|
|                                | 2024 | 2023  | Year over Year % Diff |
| Paid Occupancy                 | 7.8% | 11.2% | -30.6%                |

| Prior 6 Months to Date (Sep '23 - Feb '24) |         |         |                       |
|--|---------|---------|-----------------------|
|  | 2023/24 | 2022/23 | Year over Year % Diff |
| Paid Occupancy                             | 61.3%   | 61.3%   | 0.1%                  |
| ADR  | \$318   | \$309   | 2.9%                  |
| RevPar                                     | \$195   | \$189   | 3.0%                  |

| Prior 6 Months to Date (Sep '23 - Feb '24) |         |         |                       |
|--|---------|---------|-----------------------|
|  | 2023/24 | 2022/23 | Year over Year % Diff |
| Paid Occupancy                             | 46.3%   | 42.7%   | 8.4%                  |
| ADR  | \$797   | \$886   | -10.0%                |
| RevPar                                     | \$369   | \$378   | -2.4%                 |

| Prior 6 Months to Date (Sep '23 - Feb '24) |         |         |                       |
|--|---------|---------|-----------------------|
|  | 2023/24 | 2022/23 | Year over Year % Diff |
| Paid Occupancy                             | 55.9%   | 54.4%   | 2.8%                  |
| ADR  | \$462   | \$477   | -3.2%                 |
| RevPar                                     | \$258   | \$259   | -0.5%                 |

| Next 6 Months Performance (Mar '24 - Aug '24) |       |       |                       |
|---|-------|-------|-----------------------|
|   | 2024  | 2023  | Year over Year % Diff |
| Paid Occupancy                                | 39.6% | 36.5% | 8.7%                  |

| Next 6 Months Performance (Mar '24 - Aug '24) |       |       |                       |
|---|-------|-------|-----------------------|
|   | 2024  | 2023  | Year over Year % Diff |
| Paid Occupancy                                | 31.7% | 28.1% | 12.9%                 |

| Next 6 Months Performance (Mar '24 - Aug '24) |       |       |                       |
|---|-------|-------|-----------------------|
|   | 2024  | 2023  | Year over Year % Diff |
| Paid Occupancy                                | 36.8% | 33.4% | 10.2%                 |