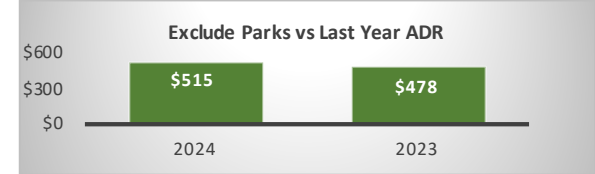
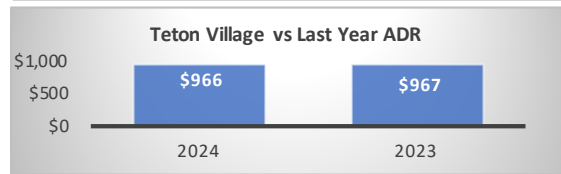
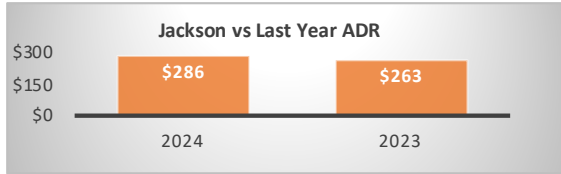
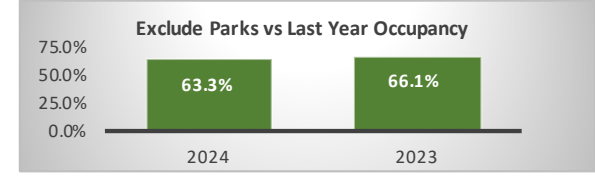
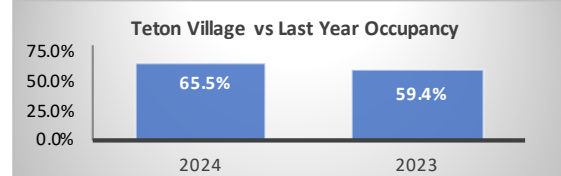
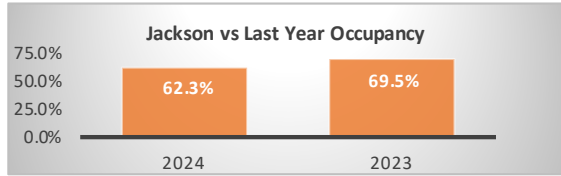


Period: Bookings as of 03/31/2024



Jackson - Segment			
March Performance	2024	2023	Year over Year % Diff
Paid Occupancy	62.3%	69.5%	-10.3%
ADR	\$286	\$263	8.9%
RevPar	\$178	\$183	-2.4%
Paid & Unpaid (DOR) Occupancy	63.7%	69.2%	-8.0%
Booking Pace	8.6%	9.6%	-9.8%

Teton Village - Segment			
March Performance	2024	2023	Year over Year % Diff
Paid Occupancy	65.5%	59.4%	10.2%
ADR	\$966	\$967	-0.1%
RevPar	\$633	\$575	10.1%
Paid & Unpaid (DOR) Occupancy	68.8%	61.3%	12.3%
Booking Pace	6.7%	5.1%	30.7%

Jackson + Teton Village Combined - Segment, (Excluding Parks)			
March Performance	2024	2023	Year over Year % Diff
Paid Occupancy	63.3%	66.1%	-4.1%
ADR	\$515	\$478	7.6%
RevPar	\$326	\$316	3.2%
Paid & Unpaid (DOR) Occupancy	65.6%	66.2%	-1.0%
Booking Pace	8.0%	8.1%	-0.5%

Next Month Performance (April)			
	2024	2023	Year over Year % Diff
Paid Occupancy	27.8%	25.4%	9.4%

Next Month Performance (April)			
	2024	2023	Year over Year % Diff
Paid Occupancy	14.0%	11.5%	21.9%

Next Month Performance (April)			
	2024	2023	Year over Year % Diff
Paid Occupancy	7.8%	11.2%	-30.6%

Prior 6 Months to Date (Oct '23 - Mar '24)			
	2023/24	2022/23	Year over Year % Diff
Paid Occupancy	57.0%	58.7%	-2.8%
ADR	\$280	\$269	4.2%
RevPar	\$160	\$158	1.2%

Prior 6 Months to Date (Oct '23 - Mar '24)			
	2023/24	2022/23	Year over Year % Diff
Paid Occupancy	46.4%	43.6%	6.4%
ADR	\$882	\$937	-5.8%
RevPar	\$409	\$409	0.2%

Prior 6 Months to Date (Oct '23 - Mar '24)			
	2023/24	2022/23	Year over Year % Diff
Paid Occupancy	53.3%	53.2%	0.1%
ADR	\$466	\$468	-0.5%
RevPar	\$248	\$249	-0.4%

Next 6 Months Performance (Apr '24 - Sep '24)			
	2024	2023	Year over Year % Diff
Paid Occupancy	44.2%	40.1%	10.4%

Next 6 Months Performance (Apr '24 - Sep '24)			
	2024	2023	Year over Year % Diff
Paid Occupancy	32.1%	27.8%	15.2%

Next 6 Months Performance (Apr '24 - Sep '24)			
	2024	2023	Year over Year % Diff
Paid Occupancy	40.0%	35.7%	12.1%