
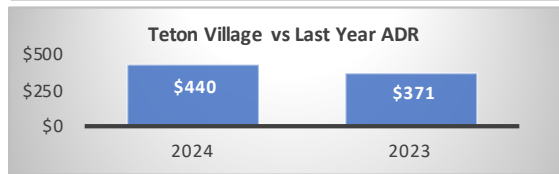
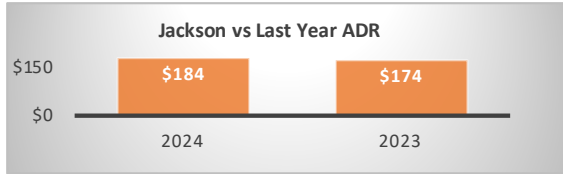
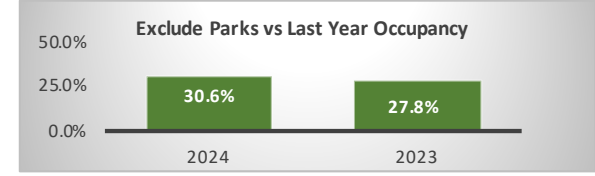
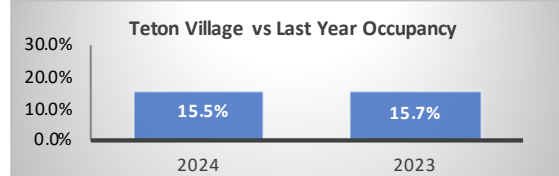
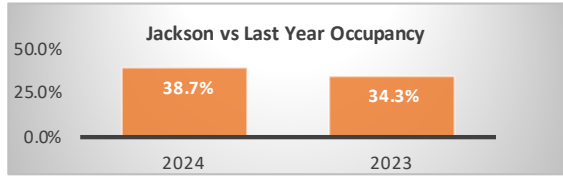


Period: Bookings as of 04/30/2024



Jackson - Segment			
April Performance	2024	2023	Year over Year % Diff
Paid Occupancy	38.7%	34.3%	12.8%
ADR	\$184	\$174	5.3%
RevPar	\$71	\$60	18.7%
Paid & Unpaid (DOR) Occupancy	38.6%	33.7%	14.5%
Booking Pace	7.0%	8.8%	-21.0%

Teton Village - Segment			
April Performance	2024	2023	Year over Year % Diff
Paid Occupancy	15.5%	15.7%	-1.1%
ADR	\$440	\$371	18.7%
RevPar	\$68	\$58	17.5%
Paid & Unpaid (DOR) Occupancy	23.6%	17.5%	35.2%
Booking Pace	4.8%	4.3%	11.3%

Jackson + Teton Village Combined - Segment, (Excluding Parks)			
April Performance	2024	2023	Year over Year % Diff
Paid Occupancy	30.6%	27.8%	10.0%
ADR	\$229	\$213	7.6%
RevPar	\$70	\$59	18.3%
Paid & Unpaid (DOR) Occupancy	32.8%	27.9%	17.6%
Booking Pace	6.2%	7.3%	-14.6%

Next Month Performance (May)			
	2024	2023	Year over Year % Diff
Paid Occupancy	57.8%	51.3%	12.6%

Next Month Performance (May)			
	2024	2023	Year over Year % Diff
Paid Occupancy	24.7%	22.8%	8.0%

Next Month Performance (May)			
	2024	2023	Year over Year % Diff
Paid Occupancy	7.8%	11.2%	-30.6%

Prior 6 Months to Date (Nov '23 - Apr '24)			
	2023/24	2022/23	Year over Year % Diff
Paid Occupancy	53.5%	55.4%	-3.4%
ADR	\$273	\$263	3.7%
RevPar	\$146	\$146	0.1%

Prior 6 Months to Date (Nov '23 - Apr '24)			
	2023/24	2022/23	Year over Year % Diff
Paid Occupancy	44.4%	43.4%	2.3%
ADR	\$918	\$943	-2.6%
RevPar	\$408	\$410	-0.5%

Prior 6 Months to Date (Nov '23 - Apr '24)			
	2023/24	2022/23	Year over Year % Diff
Paid Occupancy	50.3%	51.1%	-1.5%
ADR	\$474	\$473	0.3%
RevPar	\$238	\$241	-1.3%

Next 6 Months Performance (May '24 - Oct '24)			
	2024	2023	Year over Year % Diff
Paid Occupancy	46.2%	44.9%	2.9%

Next 6 Months Performance (May '24 - Oct '24)			
	2024	2023	Year over Year % Diff
Paid Occupancy	36.0%	31.2%	15.2%

Next 6 Months Performance (May '24 - Oct '24)			
	2024	2023	Year over Year % Diff
Paid Occupancy	42.6%	40.0%	6.5%