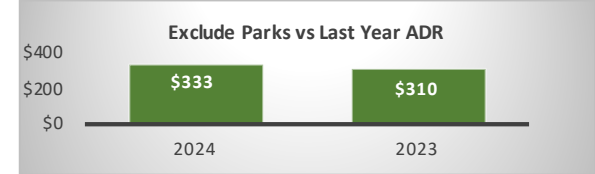
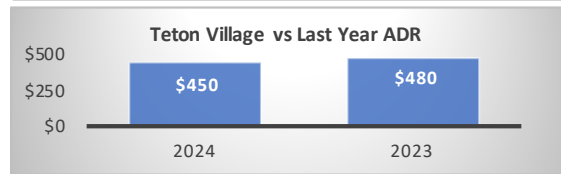
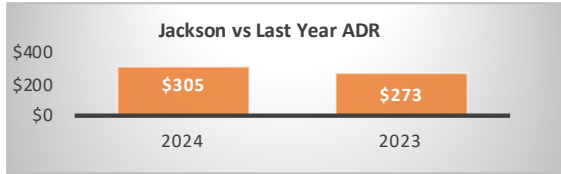
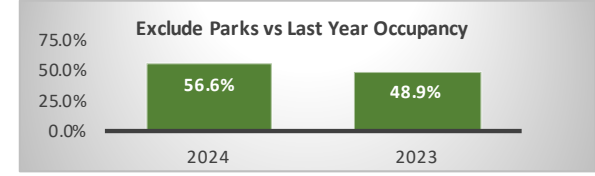
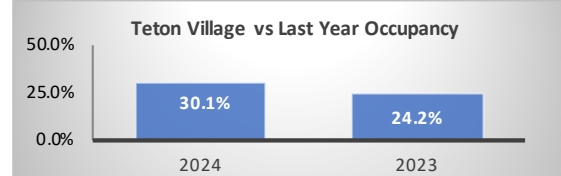
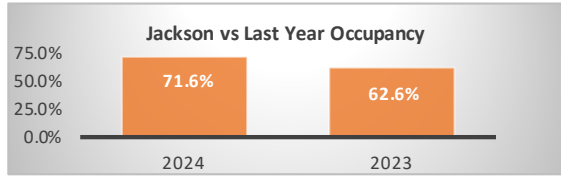


Period: Bookings as of 05/31/2024



Jackson - Segment			
May Performance	2024	2023	Year over Year % Diff
Paid Occupancy	71.6%	62.6%	14.5%
ADR	\$305	\$273	11.7%
RevPar	\$219	\$171	27.9%
Paid & Unpaid (DOR) Occupancy	72.2%	66.6%	8.3%
Booking Pace	11.4%	7.0%	53.7%

Teton Village - Segment			
May Performance	2024	2023	Year over Year % Diff
Paid Occupancy	30.1%	24.2%	24.5%
ADR	\$450	\$480	-6.4%
RevPar	\$135	\$116	16.5%
Paid & Unpaid (DOR) Occupancy	36.2%	29.7%	21.9%
Booking Pace	6.8%	6.0%	13.6%

Jackson + Teton Village Combined - Segment, (Excluding Parks)			
May Performance	2024	2023	Year over Year % Diff
Paid Occupancy	56.6%	48.9%	15.8%
ADR	\$333	\$310	7.5%
RevPar	\$188	\$151	24.4%
Paid & Unpaid (DOR) Occupancy	58.0%	53.9%	7.8%
Booking Pace	9.7%	6.9%	40.6%

Next Month Performance (June)			
	2024	2023	Year over Year % Diff
Paid Occupancy	79.5%	74.6%	6.6%

Next Month Performance (June)			
	2024	2023	Year over Year % Diff
Paid Occupancy	59.9%	50.2%	19.2%

Next Month Performance (June)			
	2024	2023	Year over Year % Diff
Paid Occupancy	7.8%	11.2%	-30.6%

Prior 6 Months to Date (Dec '23 - May '24)			
	2023/24	2022/23	Year over Year % Diff
Paid Occupancy	60.1%	60.3%	-0.3%
ADR	\$284	\$271	5.0%
RevPar	\$171	\$163	4.7%

Prior 6 Months to Date (Dec '23 - May '24)			
	2023/24	2022/23	Year over Year % Diff
Paid Occupancy	46.6%	45.9%	1.4%
ADR	\$898	\$922	-2.5%
RevPar	\$419	\$423	-1.1%

Prior 6 Months to Date (Dec '23 - May '24)			
	2023/24	2022/23	Year over Year % Diff
Paid Occupancy	55.4%	55.2%	0.4%
ADR	\$465	\$463	0.5%
RevPar	\$257	\$255	0.8%

Next 6 Months Performance (Jun '24 - Nov '24)			
	2024	2023	Year over Year % Diff
Paid Occupancy	48.3%	44.0%	9.6%

Next 6 Months Performance (Jun '24 - Nov '24)			
	2024	2023	Year over Year % Diff
Paid Occupancy	38.8%	34.9%	11.0%

Next 6 Months Performance (Jun '24 - Nov '24)			
	2024	2023	Year over Year % Diff
Paid Occupancy	44.8%	40.7%	10.1%