
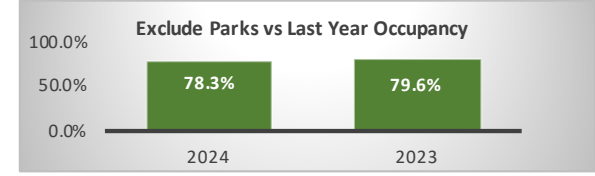
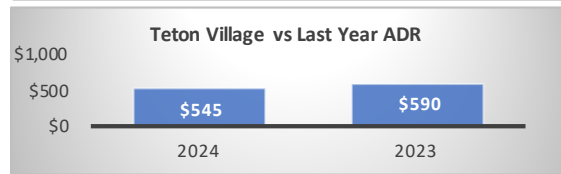
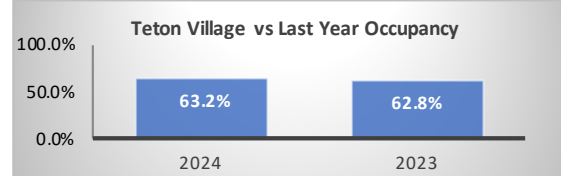
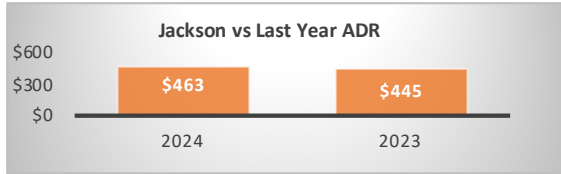
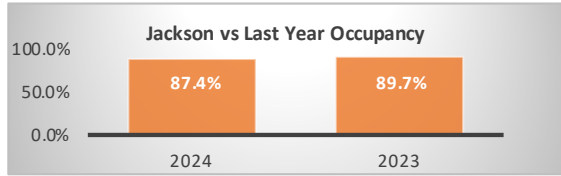


Period: Bookings as of 09/30/2024



Jackson - Segment			
September Performance	2024	2023	Year over Year % Diff
Paid Occupancy	87.4%	89.7%	-2.6%
ADR	\$463	\$445	3.9%
RevPar	\$404	\$400	1.2%
Paid & Unpaid (DOR) Occupancy	88.6%	89.7%	-1.3%
Booking Pace	6.8%	8.4%	-19.9%

Teton Village - Segment			
September Performance	2024	2023	Year over Year % Diff
Paid Occupancy	63.2%	62.8%	0.7%
ADR	\$545	\$590	-7.6%
RevPar	\$344	\$370	-7.0%
Paid & Unpaid (DOR) Occupancy	72.4%	66.2%	9.4%
Booking Pace	5.5%	5.2%	4.0%

Jackson + Teton Village Combined - Segment, (Excluding Parks)			
September Performance	2024	2023	Year over Year % Diff
Paid Occupancy	78.3%	79.6%	-1.7%
ADR	\$488	\$488	-0.1%
RevPar	\$382	\$389	-1.8%
Paid & Unpaid (DOR) Occupancy	82.2%	80.9%	1.5%
Booking Pace	6.3%	7.2%	-13.7%

Next Month Performance (October)			
	2024	2023	Year over Year % Diff
Paid Occupancy	49.0%	48.6%	0.8%

Next Month Performance (October)			
	2024	2023	Year over Year % Diff
Paid Occupancy	32.4%	30.3%	7.0%

Next Month Performance (October)			
	2024	2023	Year over Year % Diff
Paid Occupancy	7.8%	11.2%	-30.6%

Prior 6 Months to Date (Apr '24 - Sep '24)			
	2024	2023	Year over Year % Diff
Paid Occupancy	78.3%	74.2%	5.6%
ADR	\$459	\$440	4.2%
RevPar	\$360	\$327	10.0%

Prior 6 Months to Date (Apr '24 - Sep '24)			
	2024	2023	Year over Year % Diff
Paid Occupancy	53.3%	47.6%	12.0%
ADR	\$712	\$733	-3.0%
RevPar	\$379	\$349	8.7%

Prior 6 Months to Date (Apr '24 - Sep '24)			
	2024	2023	Year over Year % Diff
Paid Occupancy	69.2%	64.6%	7.2%
ADR	\$530	\$519	2.2%
RevPar	\$367	\$335	9.5%

Next 6 Months Performance (Oct '24 - Mar '25)			
	2024-25	2023-24	Year over Year % Diff
Paid Occupancy	25.2%	26.0%	-3.2%

Next 6 Months Performance (Oct '24 - Mar '25)			
	2024-25	2023-24	Year over Year % Diff
Paid Occupancy	26.7%	24.8%	8.1%

Next 6 Months Performance (Oct '24 - Mar '25)			
	2024-25	2023-24	Year over Year % Diff
Paid Occupancy	25.8%	25.5%	1.0%