
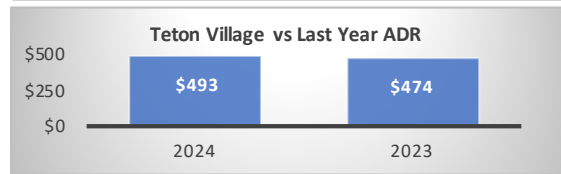
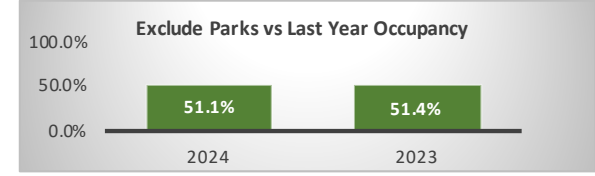
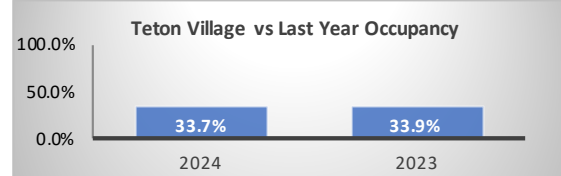
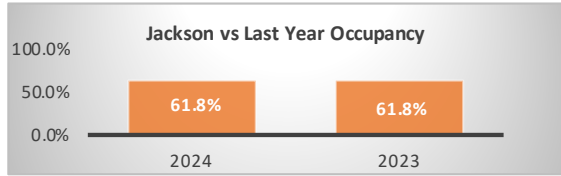


Period: Bookings as of 10/31/2024



Jackson - Segment			
October Performance	2024	2023	Year over Year % Diff
Paid Occupancy	61.8%	61.8%	0.0%
ADR	\$285	\$276	3.1%
RevPar	\$176	\$171	3.1%
Paid & Unpaid (DOR) Occupancy	61.8%	59.7%	3.5%
Booking Pace	7.3%	7.6%	-3.9%

Teton Village - Segment			
October Performance	2024	2023	Year over Year % Diff
Paid Occupancy	33.7%	33.9%	-0.7%
ADR	\$493	\$474	3.8%
RevPar	\$166	\$161	3.1%
Paid & Unpaid (DOR) Occupancy	35.8%	37.5%	-4.4%
Booking Pace	6.2%	5.6%	10.5%

Jackson + Teton Village Combined - Segment, (Excluding Parks)			
October Performance	2024	2023	Year over Year % Diff
Paid Occupancy	51.1%	51.4%	-0.5%
ADR	\$337	\$326	3.5%
RevPar	\$172	\$167	3.1%
Paid & Unpaid (DOR) Occupancy	51.5%	51.5%	-0.2%
Booking Pace	6.9%	6.8%	0.5%

Next Month Performance (November)			
	2024	2023	Year over Year % Diff
Paid Occupancy	21.0%	21.5%	-2.5%

Next Month Performance (November)			
	2024	2023	Year over Year % Diff
Paid Occupancy	17.4%	14.0%	25.0%

Next Month Performance (November)			
	2024	2023	Year over Year % Diff
Paid Occupancy	7.8%	11.2%	-30.6%

Prior 6 Months to Date (May '24 - Oct '24)			
	2024	2023	Year over Year % Diff
Paid Occupancy	81.1%	77.8%	4.2%
ADR	\$455	\$435	4.5%
RevPar	\$369	\$339	8.9%

Prior 6 Months to Date (May '24 - Oct '24)			
	2024	2023	Year over Year % Diff
Paid Occupancy	54.7%	49.4%	10.7%
ADR	\$697	\$718	-2.8%
RevPar	\$381	\$354	7.5%

Prior 6 Months to Date (May '24 - Oct '24)			
	2024	2023	Year over Year % Diff
Paid Occupancy	71.4%	67.4%	5.9%
ADR	\$523	\$511	2.4%
RevPar	\$374	\$345	8.4%

Next 6 Months Performance (Nov '24 - Apr '25)			
	2024-25	2023-24	Year over Year % Diff
Paid Occupancy	23.1%	24.3%	-5.0%

Next 6 Months Performance (Nov '24 - Apr '25)			
	2024-25	2023-24	Year over Year % Diff
Paid Occupancy	29.2%	25.5%	14.3%

Next 6 Months Performance (Nov '24 - Apr '25)			
	2024-25	2023-24	Year over Year % Diff
Paid Occupancy	25.4%	24.8%	2.7%