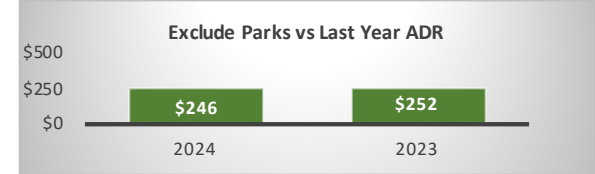
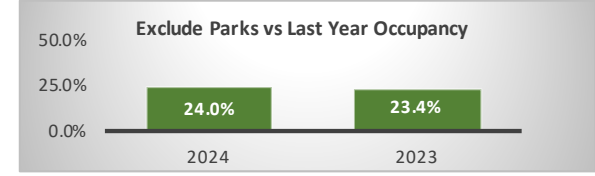
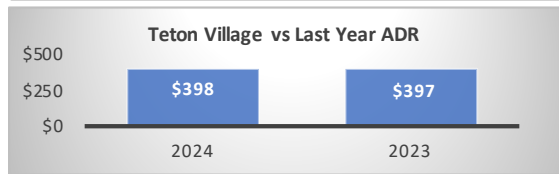
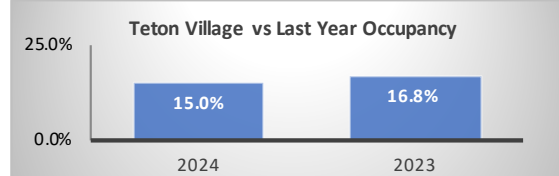
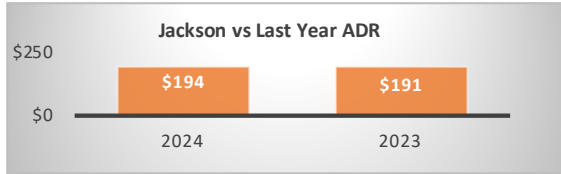
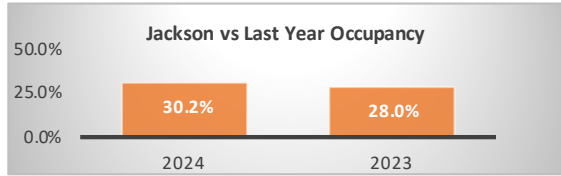


Period: Bookings as of 11/30/2024



Jackson - Segment			
November Performance	2024	2023	Year over Year % Diff
Paid Occupancy	30.2%	28.0%	8.0%
ADR	\$194	\$191	1.6%
RevPar	\$59	\$54	9.7%
Paid & Unpaid (DOR) Occupancy	30.9%	27.7%	11.7%
Booking Pace	7.0%	6.7%	4.3%

Teton Village - Segment			
November Performance	2024	2023	Year over Year % Diff
Paid Occupancy	15.0%	16.8%	-10.6%
ADR	\$398	\$397	0.2%
RevPar	\$60	\$67	-10.4%
Paid & Unpaid (DOR) Occupancy	19.8%	20.8%	-4.8%
Booking Pace	4.7%	4.0%	16.1%

Jackson + Teton Village Combined - Segment, (Excluding Parks)			
November Performance	2024	2023	Year over Year % Diff
Paid Occupancy	24.0%	23.4%	2.7%
ADR	\$246	\$252	-2.2%
RevPar	\$59	\$59	0.4%
Paid & Unpaid (DOR) Occupancy	26.2%	24.9%	5.0%
Booking Pace	6.1%	5.7%	6.8%

Next Month Performance (December)			
	2024	2023	Year over Year % Diff
Paid Occupancy	36.8%	41.1%	-10.6%

Next Month Performance (December)			
	2024	2023	Year over Year % Diff
Paid Occupancy	36.1%	34.2%	5.8%

Next Month Performance (December)			
	2024	2023	Year over Year % Diff
Paid Occupancy	36.5%	38.5%	-5.2%

Prior 6 Months to Date (Jun '24 - Nov '24)			
	2024	2023	Year over Year % Diff
Paid Occupancy	75.8%	73.8%	2.8%
ADR	\$464	\$447	3.9%
RevPar	\$352	\$330	6.8%

Prior 6 Months to Date (Jun '24 - Nov '24)			
	2024	2023	Year over Year % Diff
Paid Occupancy	52.3%	48.4%	8.3%
ADR	\$707	\$720	-1.8%
RevPar	\$370	\$348	6.3%

Prior 6 Months to Date (Jun '24 - Nov '24)			
	2024	2023	Year over Year % Diff
Paid Occupancy	67.0%	64.3%	4.3%
ADR	\$535	\$524	2.2%
RevPar	\$359	\$337	6.6%

Next 6 Months Performance (Dec '24 - May '25)			
	2024-25	2023-24	Year over Year % Diff
Paid Occupancy	27.6%	28.6%	-3.5%

Next 6 Months Performance (Dec '24 - May '25)			
	2024-25	2023-24	Year over Year % Diff
Paid Occupancy	34.5%	27.6%	25.3%

Next 6 Months Performance (Dec '24 - May '25)			
	2024-25	2023-24	Year over Year % Diff
Paid Occupancy	30.1%	28.2%	6.8%