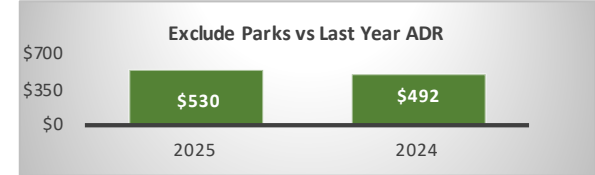
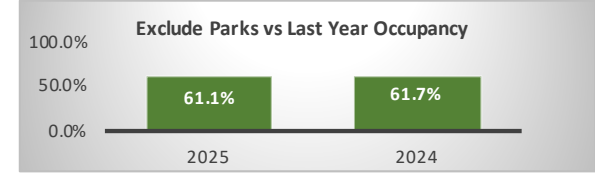
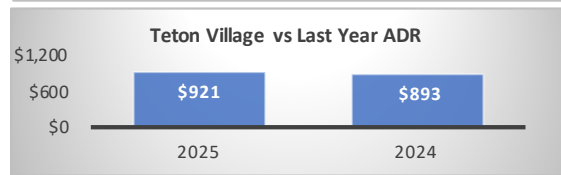
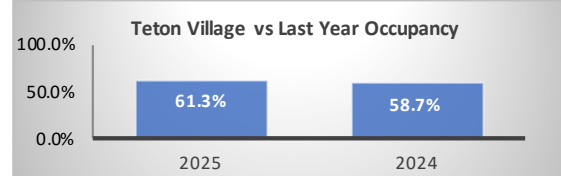
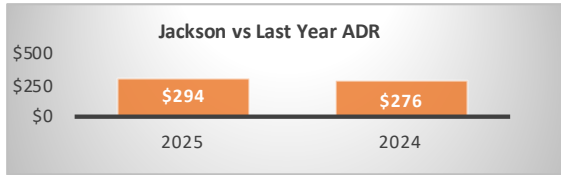
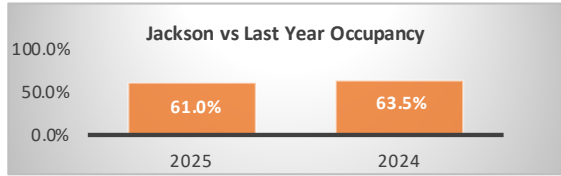


Period: Bookings as of 01/31/2025



Jackson - Segment			
January Performance	2025	2024	Year over Year % Diff
Paid Occupancy	61.0%	63.5%	-3.9%
ADR	\$294	\$276	6.4%
RevPar	\$179	\$175	2.2%
Paid & Unpaid (DOR) Occupancy	61.9%	63.3%	-2.3%
Booking Pace	8.1%	8.6%	-6.2%

Teton Village - Segment			
January Performance	2025	2024	Year over Year % Diff
Paid Occupancy	61.3%	58.7%	4.4%
ADR	\$921	\$893	3.2%
RevPar	\$565	\$524	7.7%
Paid & Unpaid (DOR) Occupancy	64.6%	62.7%	2.9%
Booking Pace	4.6%	5.5%	-16.2%

Jackson + Teton Village Combined - Segment, (Excluding Parks)			
January Performance	2025	2024	Year over Year % Diff
Paid Occupancy	61.1%	61.7%	-1.0%
ADR	\$530	\$492	7.6%
RevPar	\$324	\$304	6.5%
Paid & Unpaid (DOR) Occupancy	62.9%	63.1%	-0.3%
Booking Pace	6.8%	7.5%	-8.8%

Next Month Performance (February)			
	2025	2024	Year over Year % Diff
Paid Occupancy	63.6%	63.2%	0.7%

Next Month Performance (February)			
	2025	2024	Year over Year % Diff
Paid Occupancy	69.8%	59.9%	16.5%

Next Month Performance (February)			
	2025	2024	Year over Year % Diff
Paid Occupancy	65.9%	62.0%	6.4%

Prior 6 Months to Date (Aug '24 - Jan '24)			
	2024	2023	Year over Year % Diff
Paid Occupancy	63.2%	65.1%	-2.8%
ADR	\$385	\$368	4.6%
RevPar	\$243	\$239	1.7%

Prior 6 Months to Date (Aug '24 - Jan '24)			
	2024	2023	Year over Year % Diff
Paid Occupancy	48.1%	46.3%	3.9%
ADR	\$761	\$762	-0.1%
RevPar	\$366	\$353	3.8%

Prior 6 Months to Date (Aug '24 - Jan '24)			
	2024	2023	Year over Year % Diff
Paid Occupancy	57.5%	58.0%	-0.9%
ADR	\$505	\$487	3.7%
RevPar	\$290	\$282	2.8%

Next 6 Months Performance (Feb '25 - Jul '25)			
	2025	2024	Year over Year % Diff
Paid Occupancy	37.5%	37.1%	1.1%

Next 6 Months Performance (Feb '25 - Jul '25)			
	2025	2024	Year over Year % Diff
Paid Occupancy	35.8%	31.0%	15.6%

Next 6 Months Performance (Feb '25 - Jul '25)			
	2025	2024	Year over Year % Diff
Paid Occupancy	36.9%	34.8%	5.9%