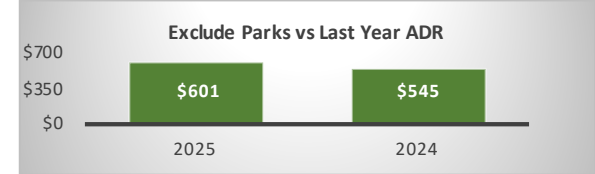
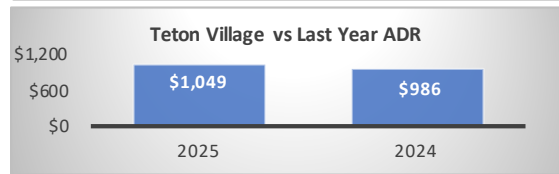
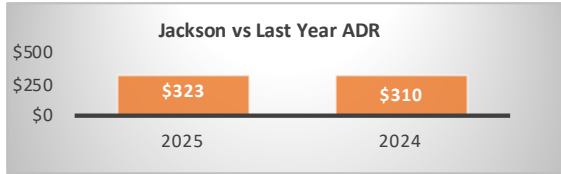
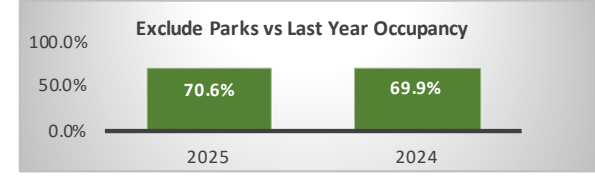
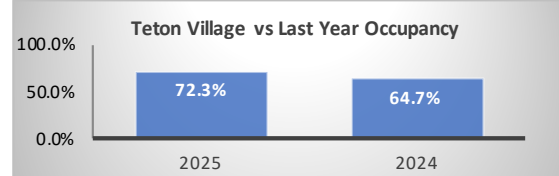
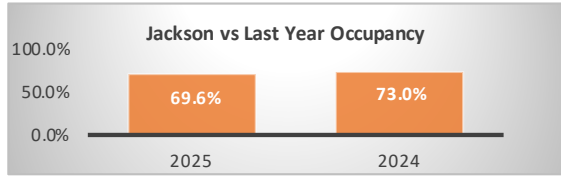


Period: Bookings as of 02/28/2025



Jackson - Segment			
February Performance	2025	2024	Year over Year % Diff
Paid Occupancy	69.6%	73.0%	-4.8%
ADR	\$323	\$310	4.2%
RevPar	\$225	\$226	-0.8%
Paid & Unpaid (DOR) Occupancy	70.2%	75.0%	-6.4%
Booking Pace	7.5%	8.7%	-14.3%

Teton Village - Segment			
February Performance	2025	2024	Year over Year % Diff
Paid Occupancy	72.3%	64.7%	11.9%
ADR	\$1,049	\$986	6.4%
RevPar	\$759	\$638	19.1%
Paid & Unpaid (DOR) Occupancy	74.4%	68.6%	8.5%
Booking Pace	6.4%	5.7%	13.6%

Jackson + Teton Village Combined - Segment, (Excluding Parks)			
February Performance	2025	2024	Year over Year % Diff
Paid Occupancy	70.6%	69.9%	1.0%
ADR	\$601	\$545	10.4%
RevPar	\$425	\$381	11.6%
Paid & Unpaid (DOR) Occupancy	71.9%	72.6%	-1.1%
Booking Pace	7.1%	7.5%	-6.0%

Next Month Performance (March)			
	2025	2024	Year over Year % Diff
Paid Occupancy	49.6%	52.3%	-5.1%

Next Month Performance (March)			
	2025	2024	Year over Year % Diff
Paid Occupancy	61.0%	59.3%	2.9%

Next Month Performance (March)			
	2025	2024	Year over Year % Diff
Paid Occupancy	53.9%	54.9%	-1.8%

Prior 6 Months to Date (Sep '24 - Feb '25)			
	2024-25	2023-24	Year over Year % Diff
Paid Occupancy	59.8%	62.0%	-3.6%
ADR	\$338	\$328	3.1%
RevPar	\$202	\$203	-0.6%

Prior 6 Months to Date (Sep '24 - Feb '25)			
	2024-25	2023-24	Year over Year % Diff
Paid Occupancy	47.9%	46.3%	3.5%
ADR	\$816	\$797	2.4%
RevPar	\$391	\$369	6.0%

Prior 6 Months to Date (Sep '24 - Feb '25)			
	2024-25	2023-24	Year over Year % Diff
Paid Occupancy	55.3%	56.1%	-1.4%
ADR	\$496	\$474	4.5%
RevPar	\$274	\$266	3.0%

Next 6 Months Performance (Mar '25 - Aug '25)			
	2025	2024	Year over Year % Diff
Paid Occupancy	39.6%	39.6%	0.0%

Next 6 Months Performance (Mar '25 - Aug '25)			
	2025	2024	Year over Year % Diff
Paid Occupancy	34.6%	30.6%	13.0%

Next 6 Months Performance (Mar '25 - Aug '25)			
	2025	2024	Year over Year % Diff
Paid Occupancy	37.7%	36.2%	4.2%