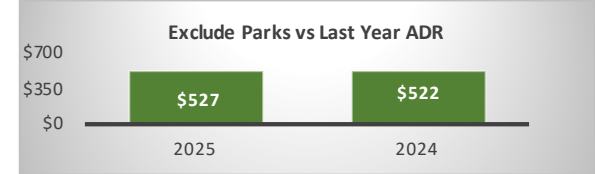
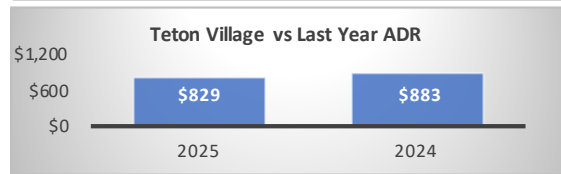
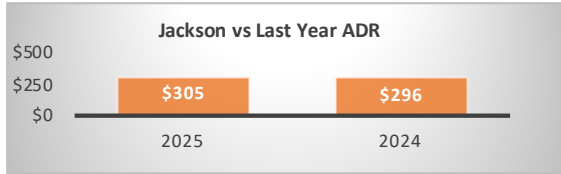
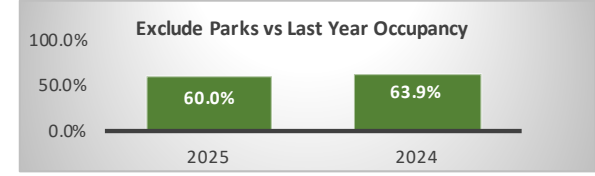
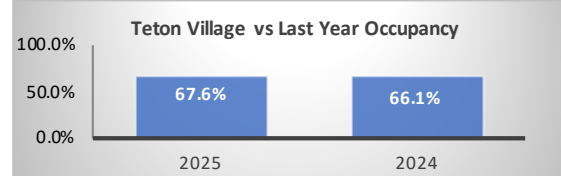
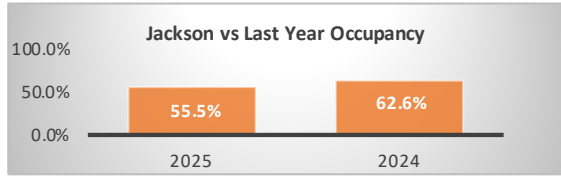


Period: Bookings as of 03/31/2025



Jackson - Segment			
March Performance	2025	2024	Year over Year % Diff
Paid Occupancy	55.5%	62.6%	-11.4%
ADR	\$305	\$296	3.0%
RevPar	\$169	\$185	-8.7%
Paid & Unpaid (DOR) Occupancy	56.7%	62.1%	-8.7%
Booking Pace	6.4%	8.5%	-23.9%

Teton Village - Segment			
March Performance	2025	2024	Year over Year % Diff
Paid Occupancy	67.6%	66.1%	2.2%
ADR	\$829	\$883	-6.2%
RevPar	\$560	\$584	-4.1%
Paid & Unpaid (DOR) Occupancy	69.7%	67.7%	3.0%
Booking Pace	5.5%	7.0%	-21.2%

Jackson + Teton Village Combined - Segment, (Excluding Parks)			
March Performance	2025	2024	Year over Year % Diff
Paid Occupancy	60.0%	63.9%	-6.1%
ADR	\$527	\$522	0.9%
RevPar	\$316	\$334	-5.2%
Paid & Unpaid (DOR) Occupancy	61.8%	64.2%	-3.7%
Booking Pace	6.1%	7.9%	-23.4%

Next Month Performance (April)			
	2025	2024	Year over Year % Diff
Paid Occupancy	24.3%	27.8%	-12.6%

Next Month Performance (April)			
	2025	2024	Year over Year % Diff
Paid Occupancy	19.2%	14.5%	32.9%

Next Month Performance (April)			
	2025	2024	Year over Year % Diff
Paid Occupancy	22.3%	22.8%	-2.0%

Prior 6 Months to Date (Oct '24 - Mar '25)			
	2024-25	2023-24	Year over Year % Diff
Paid Occupancy	54.3%	57.4%	-5.4%
ADR	\$297	\$290	2.5%
RevPar	\$161	\$166	-3.0%

Prior 6 Months to Date (Oct '24 - Mar '25)			
	2024-25	2023-24	Year over Year % Diff
Paid Occupancy	48.7%	46.9%	3.9%
ADR	\$879	\$865	1.6%
RevPar	\$428	\$406	5.6%

Prior 6 Months to Date (Oct '24 - Mar '25)			
	2024-25	2023-24	Year over Year % Diff
Paid Occupancy	52.2%	53.4%	-2.4%
ADR	\$504	\$481	4.9%
RevPar	\$263	\$257	2.4%

Next 6 Months Performance (Apr '25 - Sep '25)			
	2025	2024	Year over Year % Diff
Paid Occupancy	42.6%	44.2%	-3.8%

Next 6 Months Performance (Apr '25 - Sep '25)			
	2025	2024	Year over Year % Diff
Paid Occupancy	33.4%	30.6%	9.4%

Next 6 Months Performance (Apr '25 - Sep '25)			
	2025	2024	Year over Year % Diff
Paid Occupancy	39.1%	39.1%	0.1%