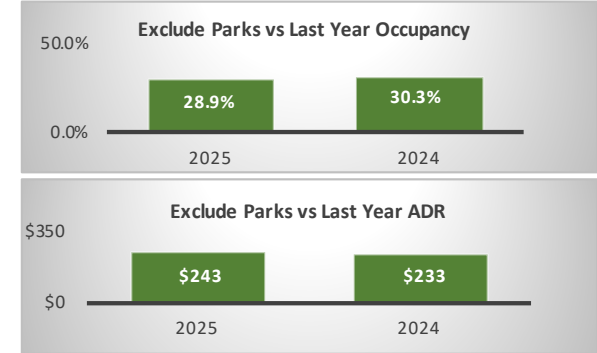




## RESERVATIONS ACTIVITY REPORT

Period: Bookings as of 04/30/2025



Jackson - Segment			
April Performance			
	2025	2024	Year over Year % Diff
Paid Occupancy	34.3%	40.7%	-15.8%
ADR	\$194	\$186	4.2%
RevPar	\$67	\$76	-12.2%
Paid & Unpaid (DOR) Occupancy	34.4%	38.6%	-10.8%
Booking Pace	10.2%	7.4%	37.6%

Teton Village - Segment			
April Performance			
	2025	2024	Year over Year % Diff
Paid Occupancy	20.6%	15.3%	34.8%
ADR	\$372	\$415	-10.4%
RevPar	\$76	\$63	20.9%
Paid & Unpaid (DOR) Occupancy	25.7%	22.5%	14.3%
Booking Pace	4.9%	4.5%	9.8%

Jackson + Teton Village Combined - Segment, (Excluding Parks)			
April Performance			
	2025	2024	Year over Year % Diff
Paid Occupancy	28.9%	30.3%	-4.6%
ADR	\$243	\$233	4.4%
RevPar	\$70	\$71	-0.4%
Paid & Unpaid (DOR) Occupancy	30.9%	32.4%	-4.7%
Booking Pace	8.2%	6.2%	33.0%

Next Month Performance (May)			
	2025	2024	Year over Year % Diff
Paid Occupancy	54.1%	57.8%	-6.4%

Next Month Performance (May)			
	2025	2024	Year over Year % Diff
Paid Occupancy	32.2%	24.5%	31.5%

Next Month Performance (May)			
	2025	2024	Year over Year % Diff
Paid Occupancy	46.1%	44.9%	2.8%

Prior 6 Months to Date (Nov '24 - Apr '25)			
	2024-25	2023-24	Year over Year % Diff
Paid Occupancy	50.1%	54.3%	-7.8%
ADR	\$290	\$282	2.8%
RevPar	\$145	\$153	-5.2%

Prior 6 Months to Date (Nov '24 - Apr '25)			
	2024-25	2023-24	Year over Year % Diff
Paid Occupancy	47.3%	44.3%	6.6%
ADR	\$897	\$894	0.3%
RevPar	\$424	\$396	7.0%

Prior 6 Months to Date (Nov '24 - Apr '25)			
	2024-25	2023-24	Year over Year % Diff
Paid Occupancy	49.0%	50.5%	-2.9%
ADR	\$514	\$488	5.4%
RevPar	\$252	\$246	2.3%

Next 6 Months Performance (May '25 - Oct '25)			
	2025	2024	Year over Year % Diff
Paid Occupancy	50.1%	46.2%	8.6%

Next 6 Months Performance (May '25 - Oct '25)			
	2025	2024	Year over Year % Diff
Paid Occupancy	36.9%	34.1%	8.2%

Next 6 Months Performance (May '25 - Oct '25)			
	2025	2024	Year over Year % Diff
Paid Occupancy	45.1%	41.6%	8.6%