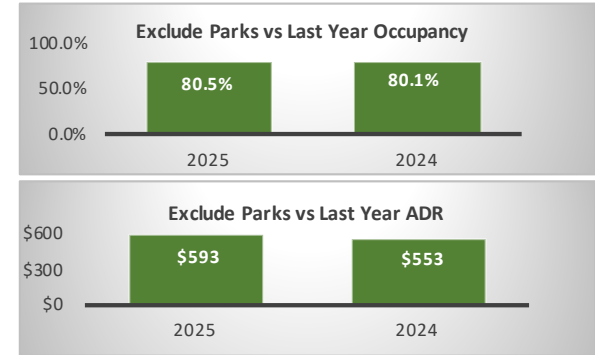
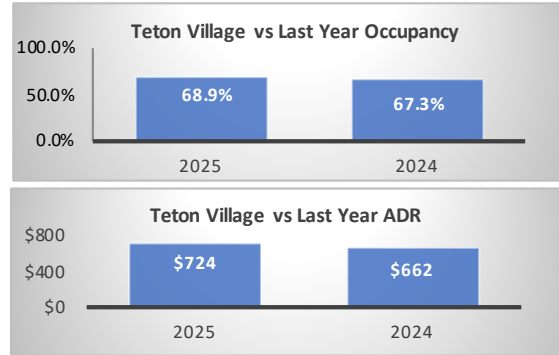



RESERVATIONS ACTIVITY REPORT

Period: Bookings as of 06/30/2025



Jackson - Segment			
June Performance		Year over Year % Diff	
	2025	2024	
Paid Occupancy	87.6%	88.1%	-0.6%
ADR	\$530	\$502	5.7%
RevPar	\$464	\$442	5.0%
Paid & Unpaid (DOR) Occupancy	87.6%	89.8%	-2.5%
Booking Pace	6.7%	6.7%	-0.9%

Teton Village - Segment			
June Performance		Year over Year % Diff	
	2025	2024	
Paid Occupancy	68.9%	67.3%	2.3%
ADR	\$724	\$662	9.5%
RevPar	\$499	\$445	12.0%
Paid & Unpaid (DOR) Occupancy	70.2%	67.6%	3.9%
Booking Pace	6.0%	4.1%	44.8%

Jackson + Teton Village Combined - Segment, (Excluding Parks)			
June Performance		Year over Year % Diff	
	2025	2024	
Paid Occupancy	80.5%	80.1%	0.4%
ADR	\$593	\$553	7.3%
RevPar	\$477	\$443	7.7%
Paid & Unpaid (DOR) Occupancy	80.7%	81.4%	-0.8%
Booking Pace	6.4%	5.8%	11.1%

Next Month Performance (July)			
	2025	2024	Year over Year % Diff
Paid Occupancy	80.5%	80.2%	0.3%

Next Month Performance (July)			
	2025	2024	Year over Year % Diff
Paid Occupancy	65.8%	62.1%	5.9%

Next Month Performance (July)			
	2025	2024	Year over Year % Diff
Paid Occupancy	74.9%	73.3%	2.1%

Prior 6 Months to Date (Jan '25 - Jun '25)			
	2024-25	2023-24	Year over Year % Diff
Paid Occupancy	63.2%	67.5%	-6.4%
ADR	\$352	\$334	5.2%
RevPar	\$222	\$226	-1.5%

Prior 6 Months to Date (Jan '25 - Jun '25)			
	2024-25	2023-24	Year over Year % Diff
Paid Occupancy	55.6%	51.5%	8.1%
ADR	\$799	\$786	1.7%
RevPar	\$445	\$405	9.9%

Prior 6 Months to Date (Jan '25 - Jun '25)			
	2024-25	2023-24	Year over Year % Diff
Paid Occupancy	60.4%	61.4%	-1.7%
ADR	\$507	\$478	6.0%
RevPar	\$306	\$294	4.2%

Next 6 Months Performance (Jul '25 - Dec '25)			
	2025	2024	Year over Year % Diff
Paid Occupancy	43.9%	41.3%	6.4%

Next 6 Months Performance (Jul '25 - Dec '25)			
	2025	2024	Year over Year % Diff
Paid Occupancy	32.8%	31.9%	2.8%

Next 6 Months Performance (Jul '25 - Dec '25)			
	2025	2024	Year over Year % Diff
Paid Occupancy	39.5%	37.6%	5.1%