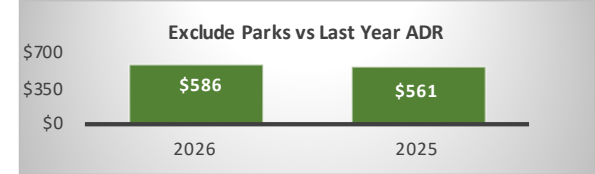
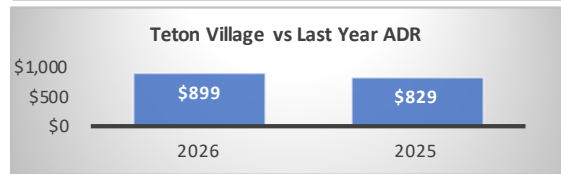
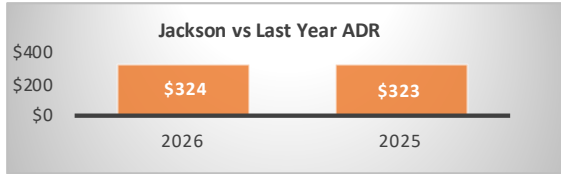
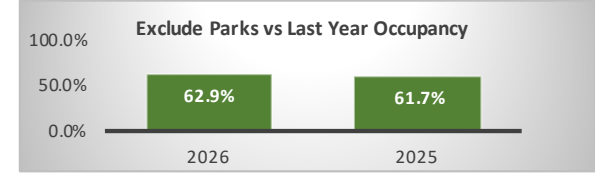
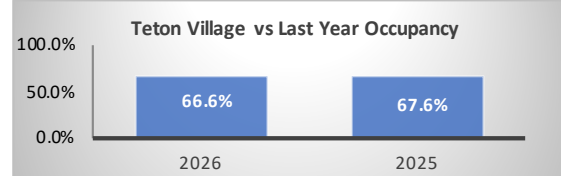
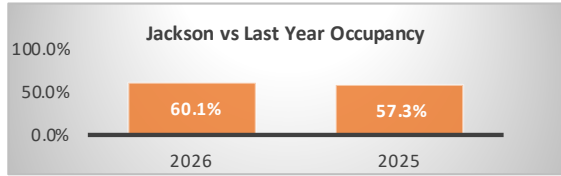


Period: Bookings as of 03/31/2026



Jackson - Segment			
March Performance	2026	2025	Year over Year % Diff
Paid Occupancy	60.1%	57.3%	4.8%
ADR	\$324	\$323	0.5%
RevPar	\$195	\$185	5.4%
Paid & Unpaid (DOR) Occupancy	60.2%	55.4%	8.6%
Booking Pace	7.9%	5.6%	40.5%

Teton Village - Segment			
March Performance	2026	2025	Year over Year % Diff
Paid Occupancy	66.6%	67.6%	-1.5%
ADR	\$899	\$829	8.5%
RevPar	\$598	\$560	6.8%
Paid & Unpaid (DOR) Occupancy	65.4%	68.5%	-4.5%
Booking Pace	4.5%	5.5%	-17.9%

Jackson + Teton Village Combined - Segment, (Excluding Parks)			
March Performance	2026	2025	Year over Year % Diff
Paid Occupancy	62.9%	61.7%	1.9%
ADR	\$586	\$561	4.4%
RevPar	\$369	\$346	6.4%
Paid & Unpaid (DOR) Occupancy	62.5%	60.6%	3.2%
Booking Pace	6.3%	5.3%	18.9%

Next Month Performance (April)			
	2026	2025	Year over Year % Diff
Paid Occupancy	23.4%	24.3%	-3.7%

Next Month Performance (April)			
	2026	2025	Year over Year % Diff
Paid Occupancy	14.2%	19.2%	-26.1%

Next Month Performance (April)			
	2026	2025	Year over Year % Diff
Paid Occupancy	19.8%	22.3%	-11.2%

Prior 6 Months to Date (Oct '25 - Mar '26)			
	2025-26	2024-25	Year over Year % Diff
Paid Occupancy	54.5%	54.5%	-0.1%
ADR	\$313	\$300	4.4%
RevPar	\$171	\$164	4.3%

Prior 6 Months to Date (Oct '25 - Mar '26)			
	2025-26	2024-25	Year over Year % Diff
Paid Occupancy	51.2%	48.7%	5.1%
ADR	\$886	\$879	0.8%
RevPar	\$453	\$428	5.9%

Prior 6 Months to Date (Oct '25 - Mar '26)			
	2025-26	2024-25	Year over Year % Diff
Paid Occupancy	53.2%	52.3%	1.7%
ADR	\$533	\$510	4.5%
RevPar	\$284	\$267	6.3%

Next 6 Months Performance (Apr '26 - Sep '26)			
	2026	2025	Year over Year % Diff
Paid Occupancy	44.6%	43.0%	3.7%

Next 6 Months Performance (Apr '26 - Sep '26)			
	2026	2025	Year over Year % Diff
Paid Occupancy	34.7%	33.4%	3.9%

Next 6 Months Performance (Apr '26 - Sep '26)			
	2026	2025	Year over Year % Diff
Paid Occupancy	40.4%	38.9%	3.8%