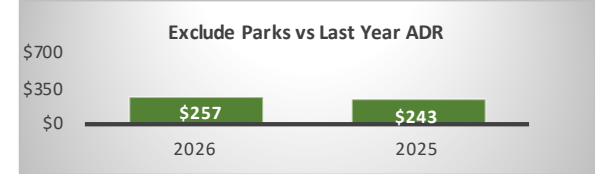
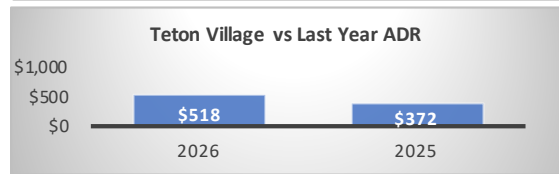
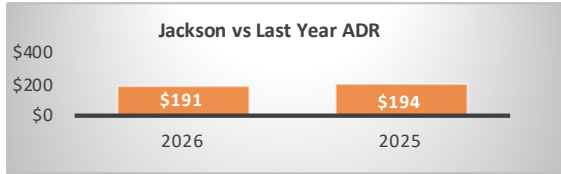
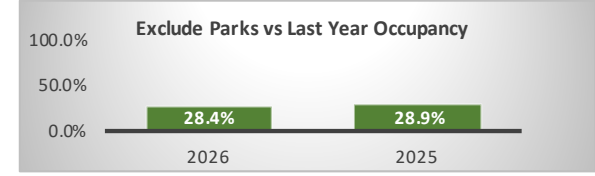
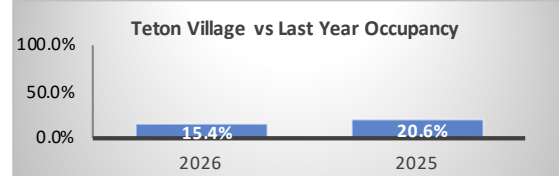
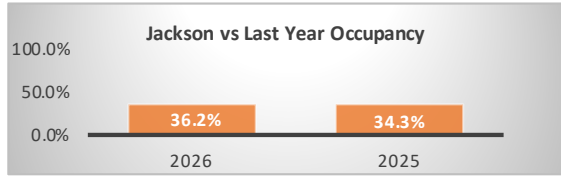


Period: Bookings as of 04/30/2026



Jackson - Segment			
April Performance	2026	2025	Year over Year % Diff
Paid Occupancy	36.2%	34.3%	5.5%
ADR	\$191	\$194	-1.8%
RevPar	\$69	\$67	3.6%
Paid & Unpaid (DOR) Occupancy	36.2%	34.5%	4.7%
Booking Pace	10.3%	7.7%	33.2%

Teton Village - Segment			
April Performance	2026	2025	Year over Year % Diff
Paid Occupancy	15.4%	20.6%	-25.2%
ADR	\$518	\$372	39.4%
RevPar	\$80	\$76	4.3%
Paid & Unpaid (DOR) Occupancy	15.8%	24.7%	-36.0%
Booking Pace	6.6%	4.9%	33.1%

Jackson + Teton Village Combined - Segment, (Excluding Parks)			
April Performance	2026	2025	Year over Year % Diff
Paid Occupancy	28.4%	28.9%	-1.9%
ADR	\$257	\$243	5.7%
RevPar	\$73	\$70	3.7%
Paid & Unpaid (DOR) Occupancy	27.8%	30.6%	-9.2%
Booking Pace	8.7%	6.5%	33.4%

Next Month Performance (May)			
	2026	2025	Year over Year % Diff
Paid Occupancy	60.9%	54.8%	11.0%

Next Month Performance (May)			
	2026	2025	Year over Year % Diff
Paid Occupancy	32.7%	32.2%	1.4%

Next Month Performance (May)			
	2026	2025	Year over Year % Diff
Paid Occupancy	49.0%	45.4%	7.8%

Prior 6 Months to Date (Nov '25 - Apr '26)			
	2025-26	2024-25	Year over Year % Diff
Paid Occupancy	50.5%	50.1%	0.8%
ADR	\$299	\$293	2.1%
RevPar	\$151	\$147	2.9%

Prior 6 Months to Date (Nov '25 - Apr '26)			
	2025-26	2024-25	Year over Year % Diff
Paid Occupancy	48.3%	47.3%	2.2%
ADR	\$927	\$897	3.4%
RevPar	\$448	\$424	5.6%

Prior 6 Months to Date (Nov '25 - Apr '26)			
	2025-26	2024-25	Year over Year % Diff
Paid Occupancy	49.6%	49.0%	1.3%
ADR	\$544	\$521	4.5%
RevPar	\$270	\$255	5.8%

Next 6 Months Performance (May '26 - Oct '26)			
	2026	2025	Year over Year % Diff
Paid Occupancy	50.9%	47.7%	6.8%

Next 6 Months Performance (May '26 - Oct '26)			
	2026	2025	Year over Year % Diff
Paid Occupancy	40.2%	36.9%	9.0%

Next 6 Months Performance (May '26 - Oct '26)			
	2026	2025	Year over Year % Diff
Paid Occupancy	46.3%	43.0%	7.6%